


Name: Z-Indirubin-D8 (major)
Lot#: GR-13-199
Test Date: 06/21/2019 (re-test date: 06/21/2024)
CAS No.: 906748-38-7, 479-41-4 (unlabelled)
MF: C₁₆H₂D₈N₂O₂
MW: 270.32
Appearance: Burgundy Solid
Purity: 99.4% by HPLC; >98% atom D
¹H-NMR: Conforms (shows a trace of THF)
MS-ESI (+) Conforms (shows peak at m/z = 271.13 [M+H]⁺)

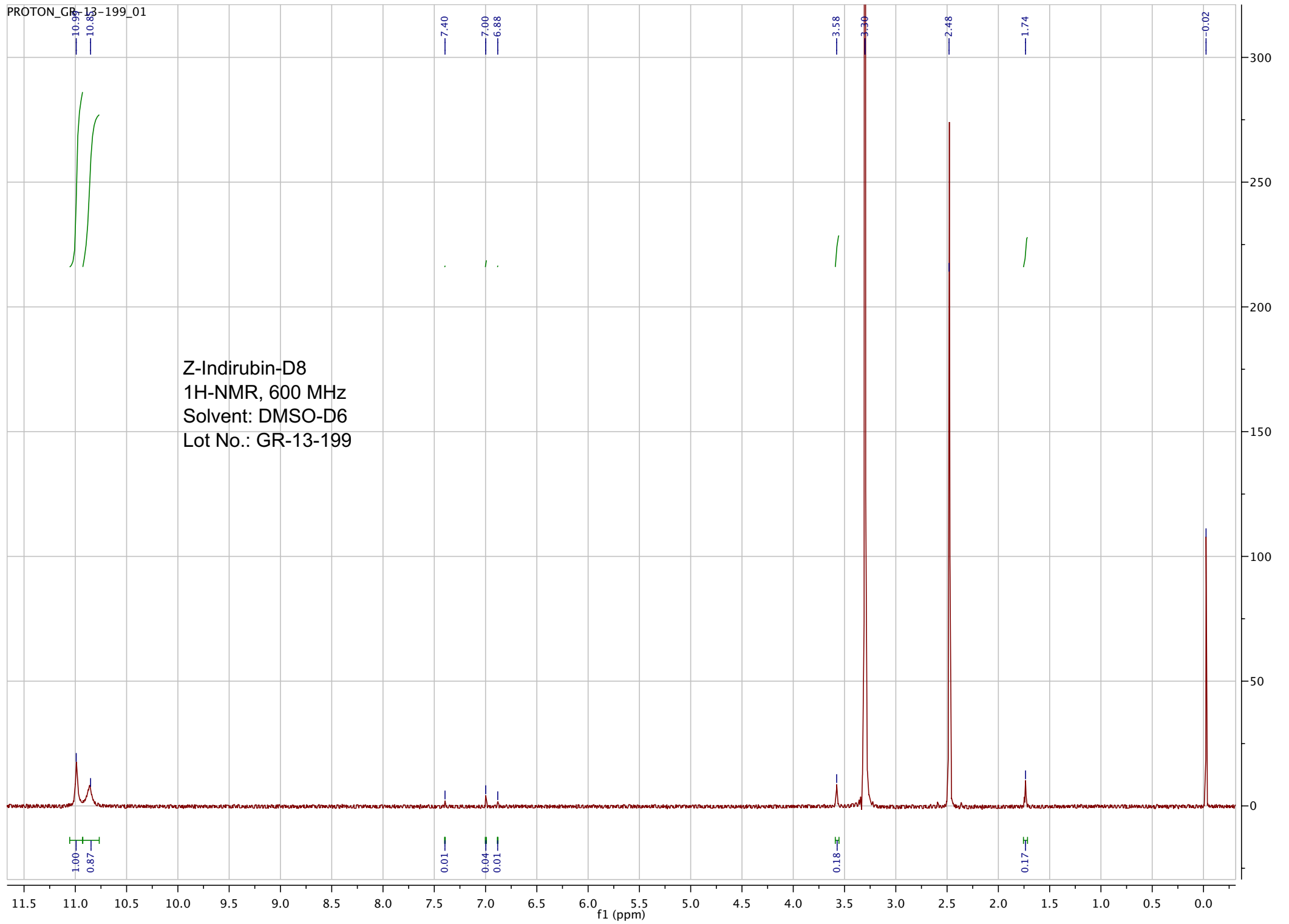
Approved by:

Date: 06/24/2019



Viorica Rusu, QC/QA Manager

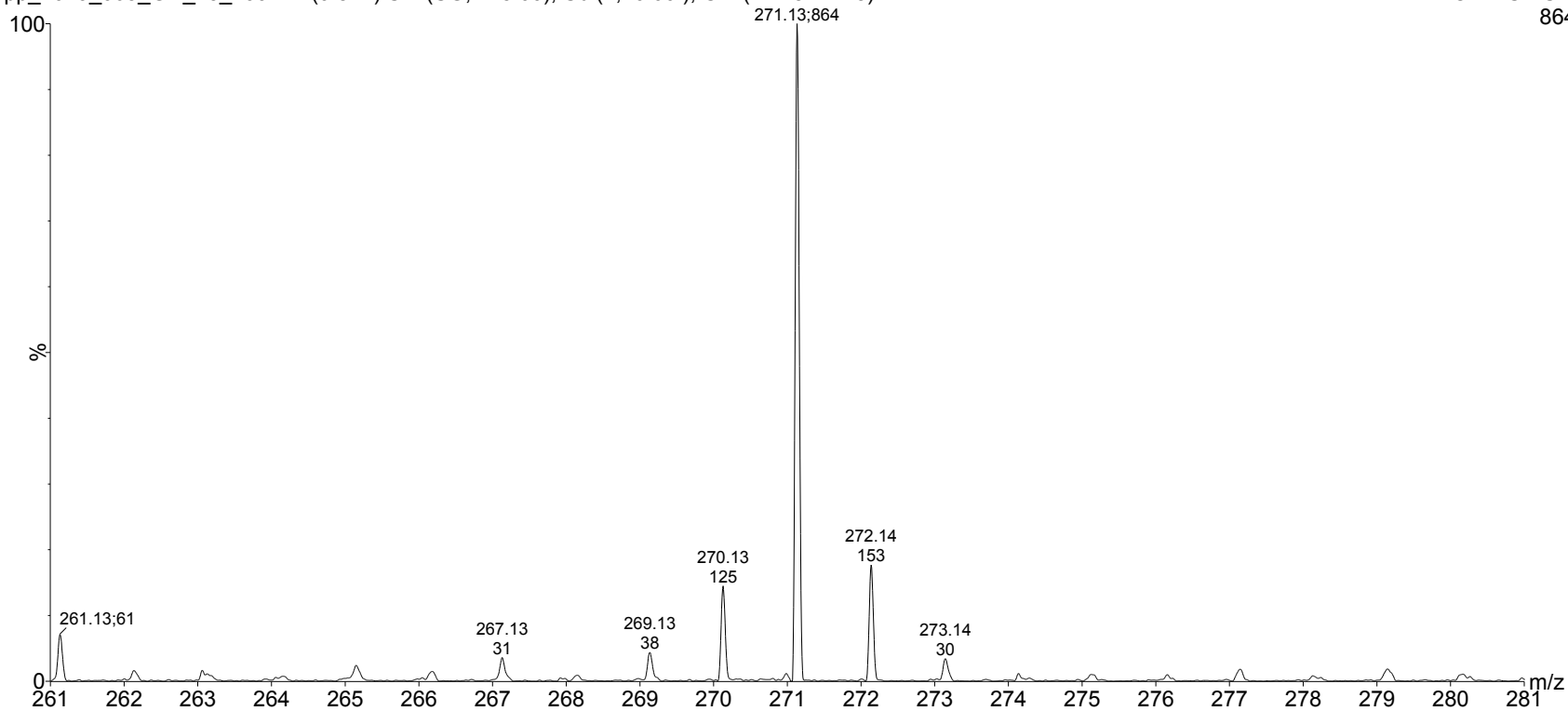
Z-Indirubin-D8
1H-NMR, 600 MHz
Solvent: DMSO-D6
Lot No.: GR-13-199



24-Jun-2019, 12:17:03

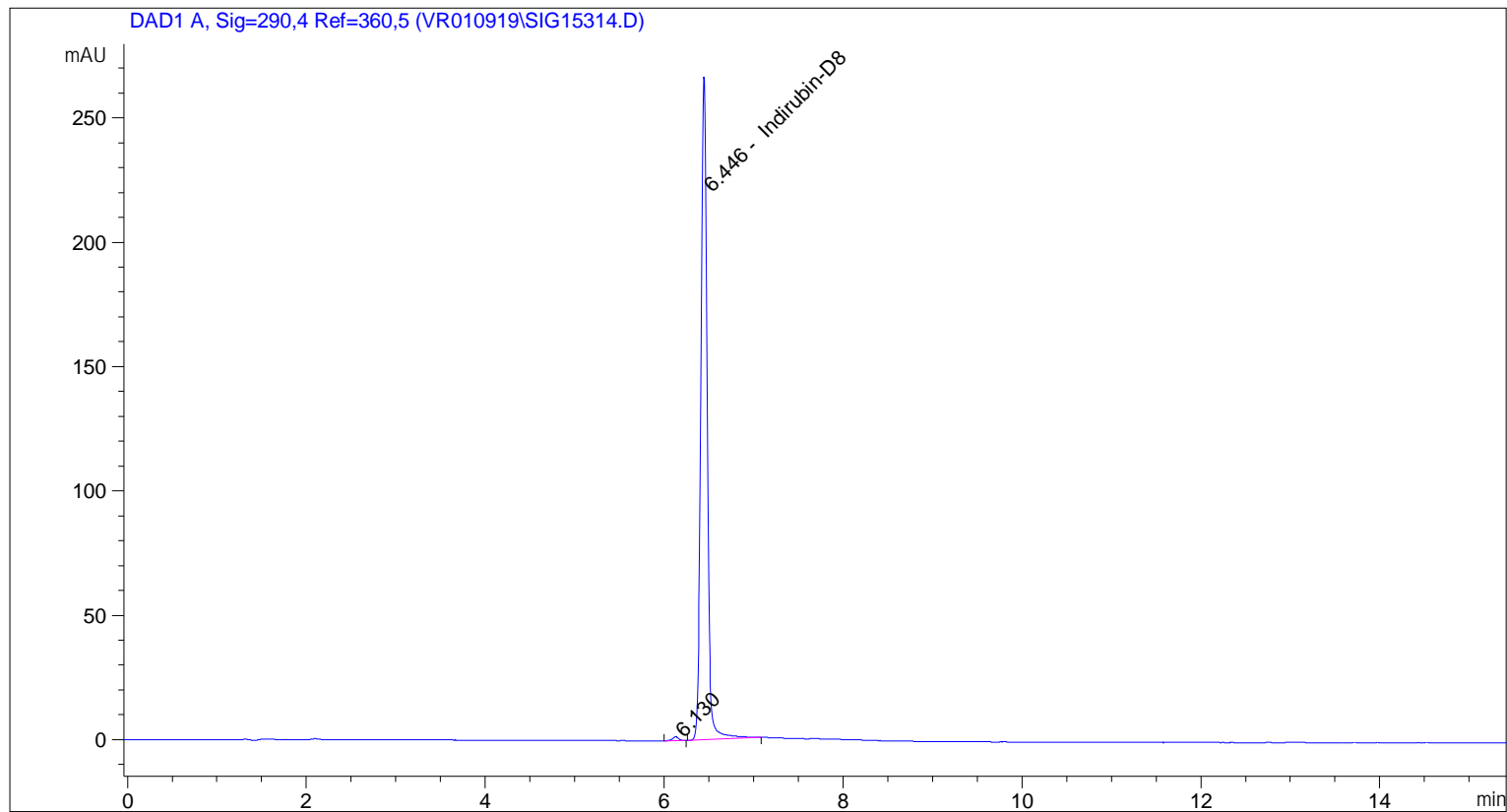
TOF MS ES+
864

pp_2019_065_GR_13_199 44 (0.824) Sm (SG, 2x5.00); Sb (2,10.00); Cm (41:48-11:18)



Raw ESI-MS spectrum for sample GR-13-199. Shows monoisotopic $[M+H]^+$ mass.

=====
Acq. Operator : vrusu
Acq. Instrument : Instrument 1 Location : Vial 60
Injection Date : 6/21/2019 8:12:03 AM Inj Volume : 10.0 µl
Acq. Method : C:\CHEM32\1\METHODS\VR062119_199.M
Last changed : 6/21/2019 8:10:28 AM by vrusu
Analysis Method : C:\CHEM32\1\METHODS\VR062119_199PM.M
Last changed : 6/21/2019 8:34:09 AM by vrusu



=====
Area Percent Report
=====

Sorted By : Signal
Calib. Data Modified : 6/21/2019 8:33:53 AM
Multiplier: : 1.0000
Dilution: : 1.0000
Use Multiplier & Dilution Factor with ISTDs

Signal 1: DAD1 A, Sig=290,4 Ref=360,5

Peak #	RetTime [min]	Type	Width [min]	Area [mAU*s]	Area %	Name
1	6.130	BB	0.0725	7.21563	0.5619	?
2	6.446	BB	0.0717	1276.86340	99.4381	Indirubin-D8

Totals : 1284.07904

=====
*** End of Report ***