

Name: *rac-trans-Ambroxol-D₅*

Lot#: GR-14-229

Test Date: 03/04/2020 (re-test date:03/04/2025)

CAS No.: 18683-91-5 (unlabelled)

MF: C₁₃H₁₃D₅Br₂N₂O

MW: 383.13

Appearance: White Solid


Purity: 97.8% by HPLC; >98% atom D

¹H-NMR: Conforms

MS-MALDI (+) Conforms (shows peaks at m/z = 382.03, 384.03, 386.03 [M+H]⁺ exhibits the expected isotope pattern for di-bromo compounds)

Approved by:

Date: 03/10/2020



Viorica Rusu, QC/QA Manager

GR-14-229
STANDARD PROTON PARAMETERS

7.42

7.19

5.61

4.37

3.61

3.28

2.47

2.24

2.00

1.83

1.80

1.00

0.98

0.96

Ambroxol-D5
1H-NMR, 600 MHz
Solvent: DMSO-D5
Lot No.: GR-14-229

0.91

1.01

2.01

0.96

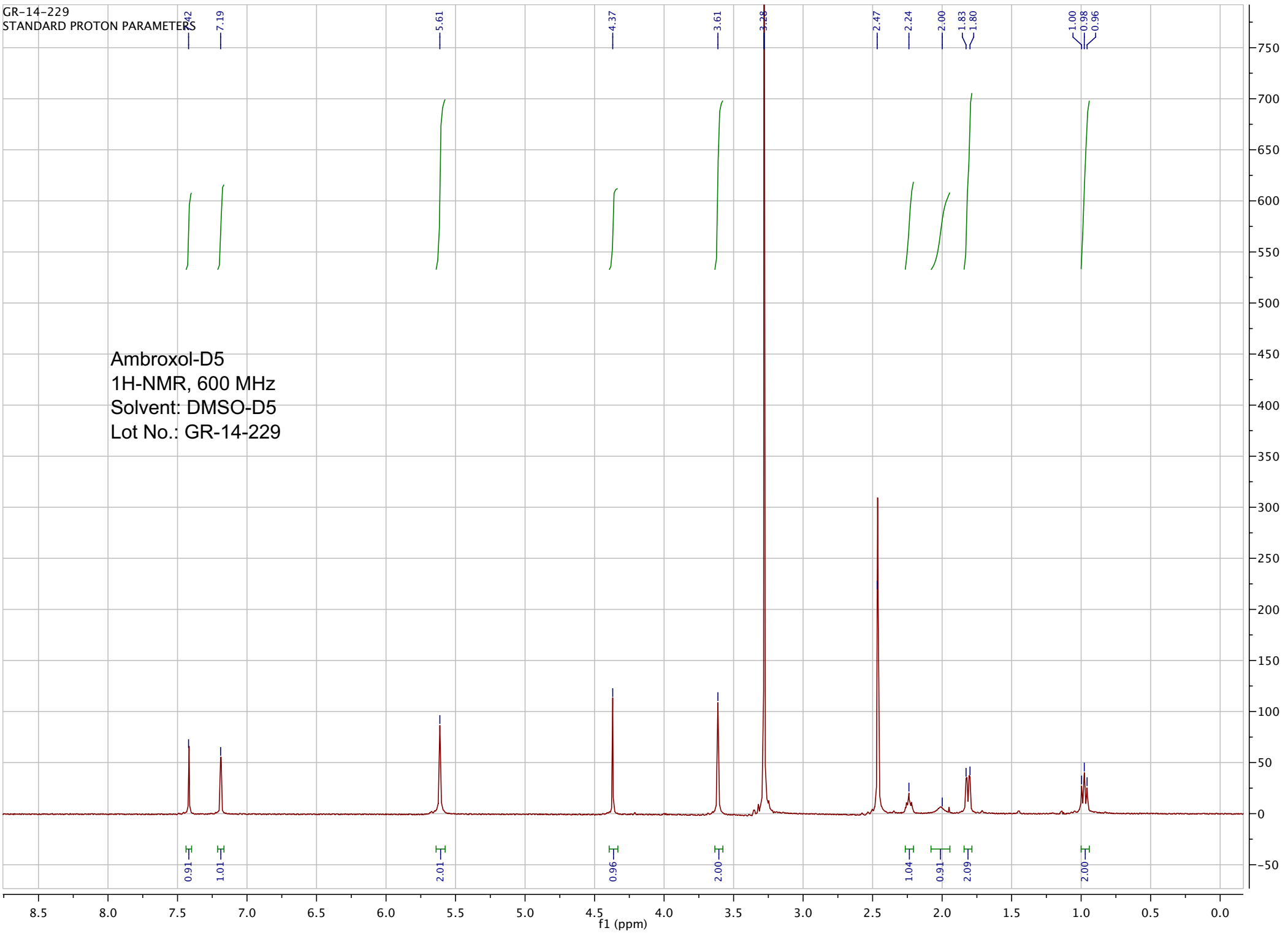
2.00

1.04

0.91

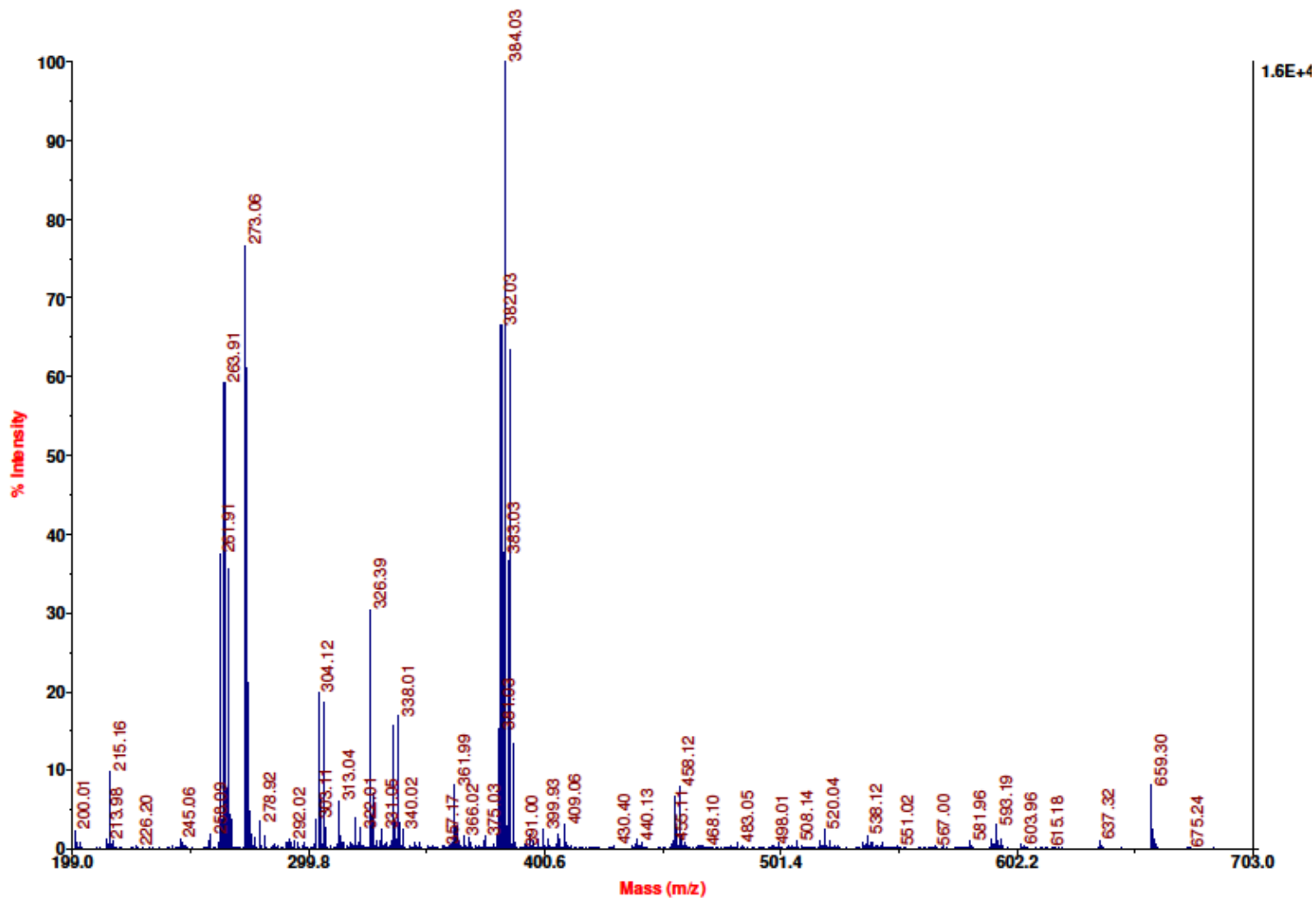
2.09

2.00



AB Sciex TOF/TOF™ Series Explorer™ 20511009

TOF/TOF™ Reflector Spec #1 MC[BP = 384.0, 16140]



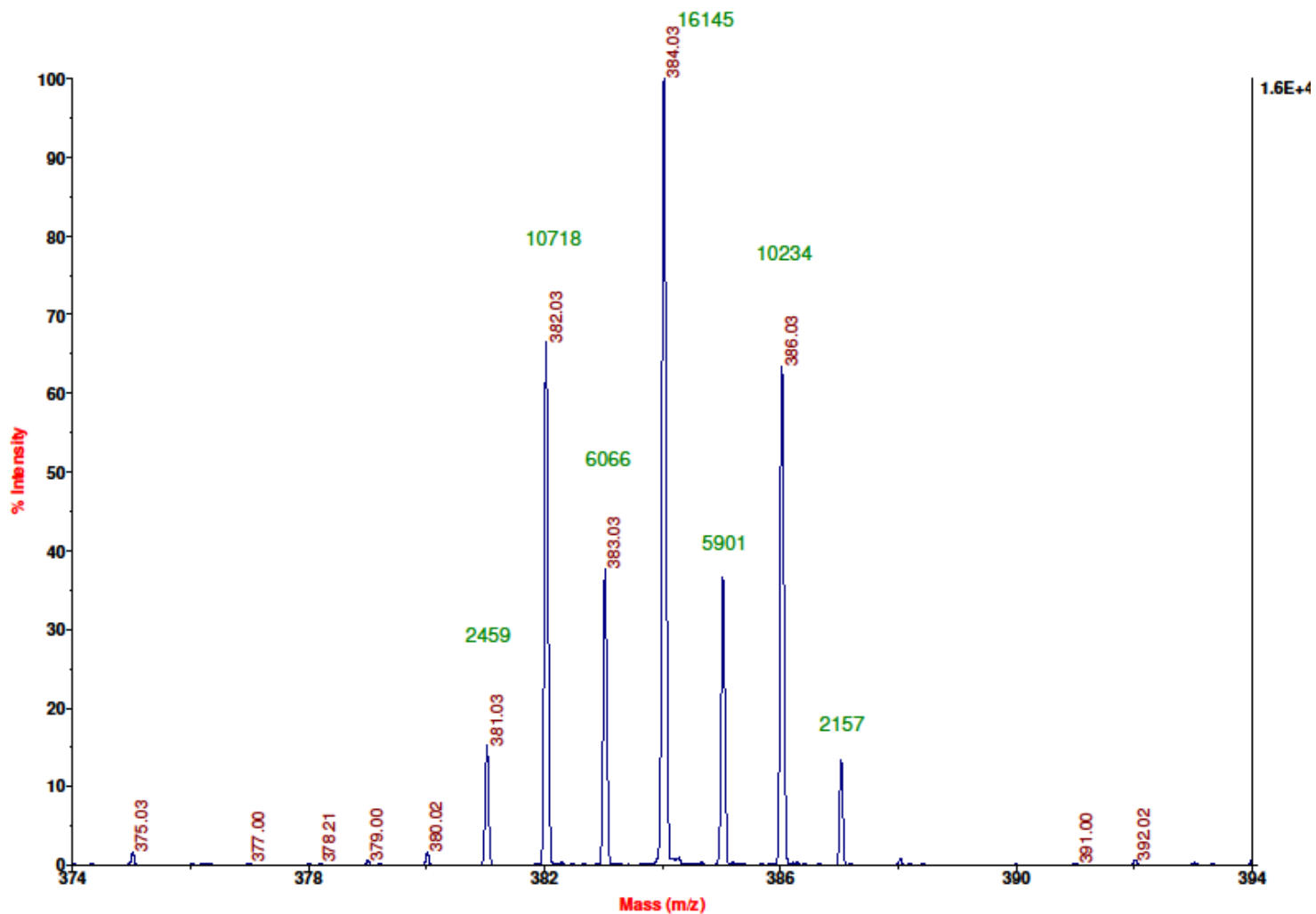
D:\MALDI FACILITY\MALDI_2020\031020_Rusu\IC1_MS_1.t2d

Printed: 12:36, March 10, 2020

Maldi-MS spectrum for sample GR-14-229. Shows monoisotopic [M+H]⁺ mass.

AB Sciex TOF/TOF™ Series Explorer™ 20511009

TOF/TOF™ Reflector Spec #1 MC[BP = 384.0, 16140]

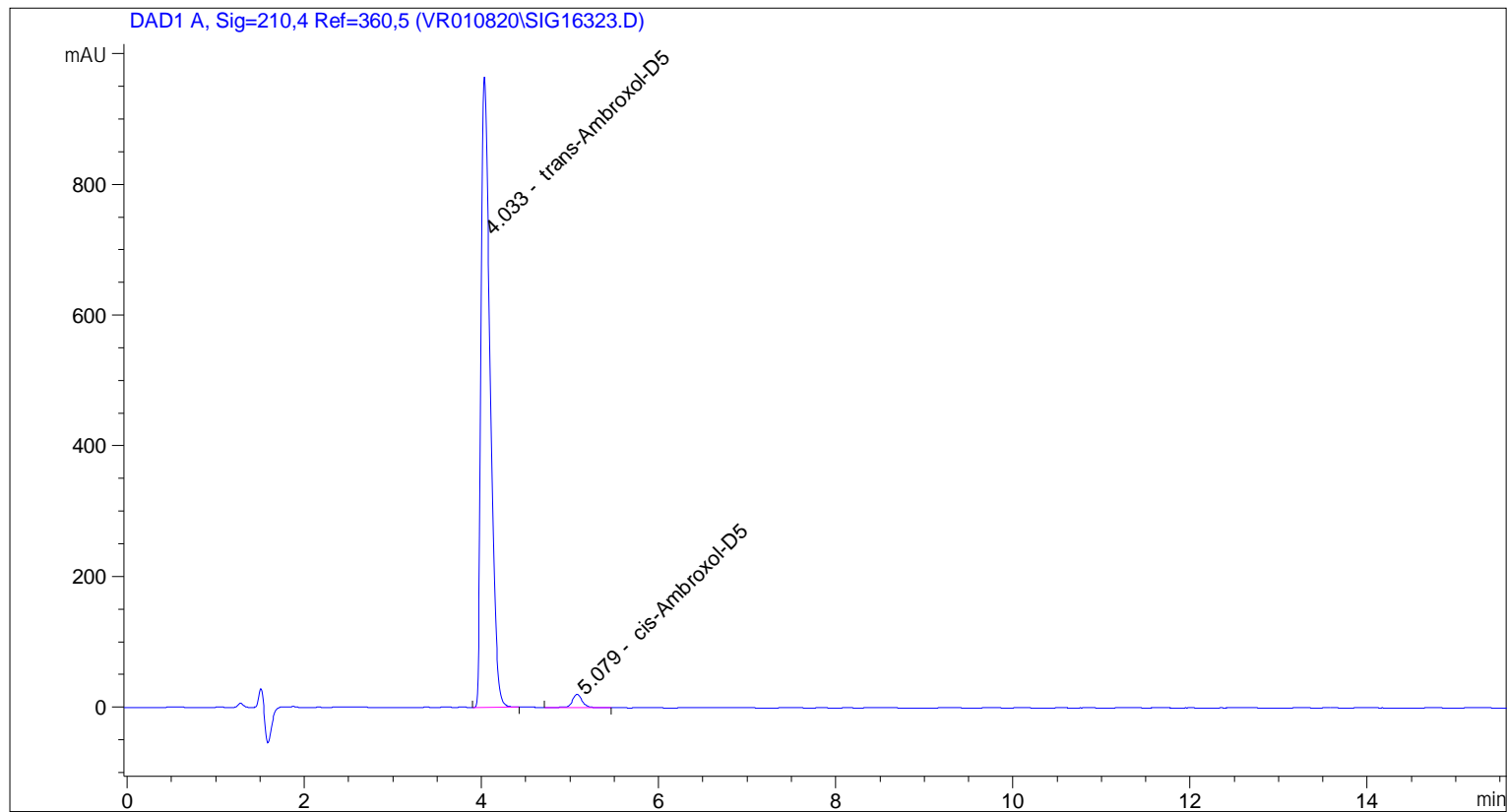


D:\MALDI FACILITY\MALDI_2020\031020_Rusu\IC1_MS_1.t2d

Printed: 12:39, March 10, 2020

Expansion of above showing intensity labels.

=====
Acq. Operator : vrusu
Acq. Instrument : Instrument 1 Location : Vial 51
Injection Date : 3/4/2020 8:48:29 AM Inj Volume : 5.0 µl
Acq. Method : C:\CHEM32\1\METHODS\VR030420_229.M
Last changed : 3/4/2020 8:42:57 AM by vrusu
Analysis Method : C:\CHEM32\1\METHODS\VR030420_229PM.M
Last changed : 3/4/2020 12:49:02 PM by vrusu



=====
Area Percent Report
=====

Sorted By : Signal
Calib. Data Modified : 3/4/2020 12:48:51 PM
Multiplier: : 1.0000
Dilution: : 1.0000
Use Multiplier & Dilution Factor with ISTDs

Signal 1: DAD1 A, Sig=210,4 Ref=360,5

Peak #	RetTime [min]	Type	Width [min]	Area [mAU*s]	Area %	Name
1	4.033	BB	0.1112	6883.61719	97.7522	trans-Ambroxol-D5
2	5.079	BB	0.1213	158.29086	2.2478	cis-Ambroxol-D5

Totals : 7041.90805

=====
*** End of Report ***