

Name:	9,11-Dehydro Ethynyl Estradiol
Lot#:	GR-15-067
Test Date:	08/24/2020 (re-test date: 08/24/2025)
CAS No.:	1231-96-5
MF:	C ₂₀ H ₂₂ O ₂
MW:	294.40
Appearance:	Off-white solid
Purity:	98.0% by HPLC
¹H-NMR:	Conforms (contains ~0.2% IPA)
MS-ESI (-)	Conforms (shows peak at m/z = 293.16 [M-H] ⁻)
Storage	Store at 0-8°C in a dry place away from direct sunlight

Approved by:

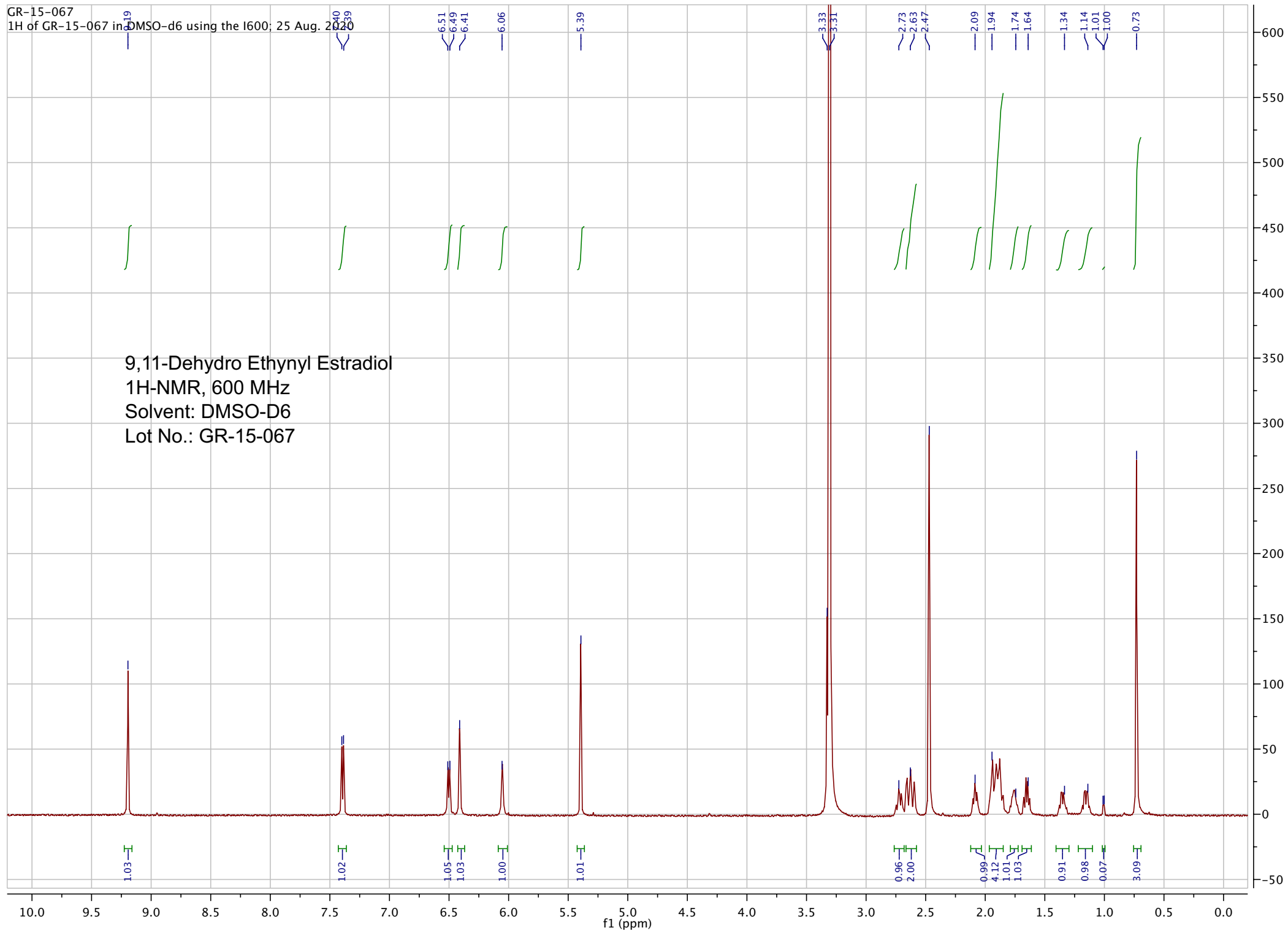
Date: 08/25/2020



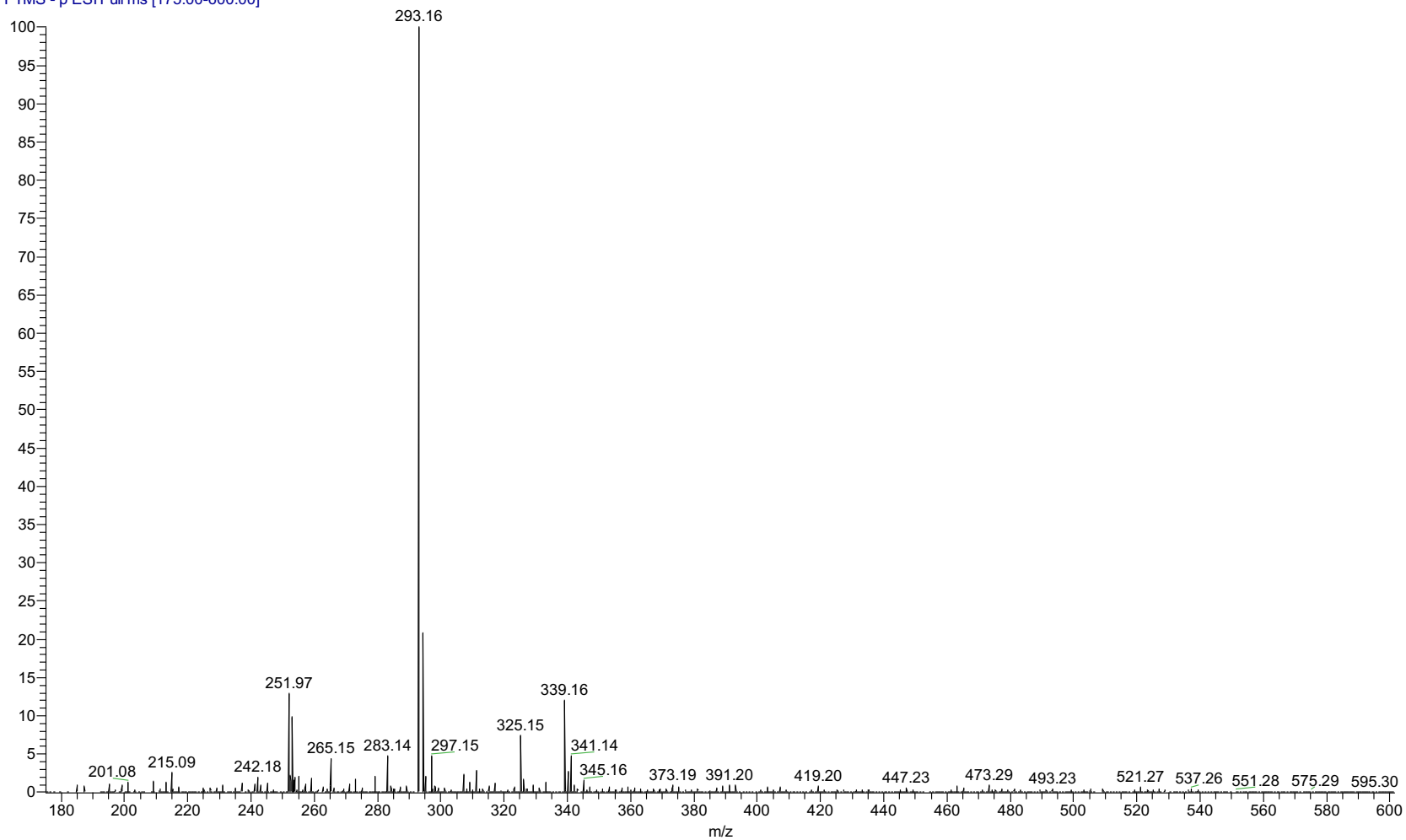
Viorica Rusu, QC/QA Manager

GR-15-067
1H of GR-15-067 in DMSO-d6 using the I600; 25 Aug. 2020

9,11-Dehydro Ethynyl Estradiol
1H-NMR, 600 MHz
Solvent: DMSO-D6
Lot No.: GR-15-067

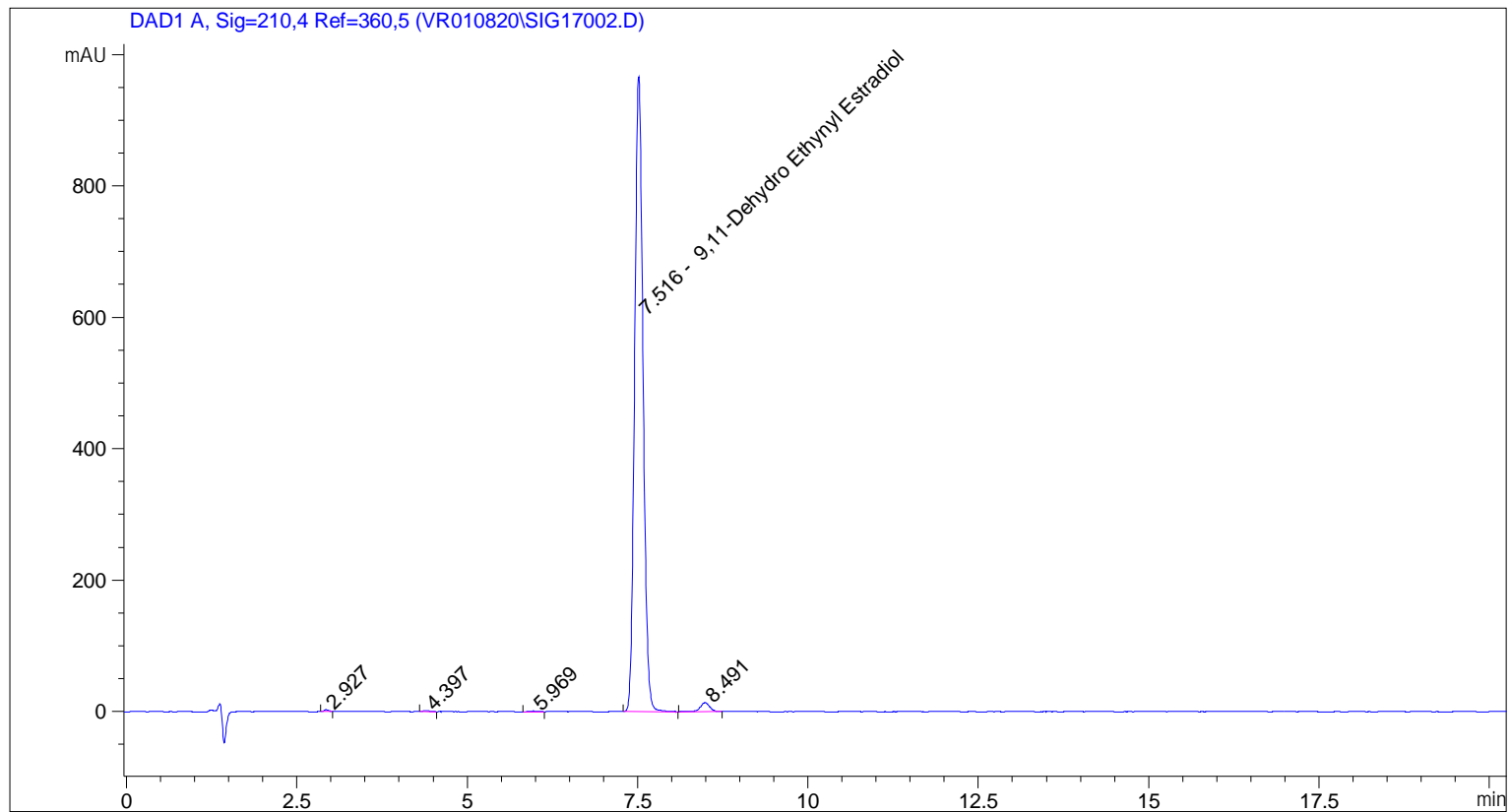


pp_2020_021_001 #286-295 RT: 1.93-1.97 AV: 10 NL: 1.88E6
T: FTMS - p ESI Full ms [175.00-600.00]



ESI-MS spectrum for sample GR-15-067. Shows monoisotopic [M-H]- mass.

=====
Acq. Operator : vrusu
Acq. Instrument : Instrument 1 Location : Vial 31
Injection Date : 8/24/2020 9:02:11 AM Inj Volume : 4.0 µl
Acq. Method : C:\CHEM32\1\METHODS\VR_082420_067.M
Last changed : 8/24/2020 9:01:19 AM by vrusu
Analysis Method : C:\CHEM32\1\METHODS\VR082420_067PM.M
Last changed : 8/24/2020 9:35:39 AM by vrusu



=====
Area Percent Report
=====

Sorted By : Signal
Calib. Data Modified : 8/24/2020 9:34:54 AM
Multiplier: : 1.0000
Dilution: : 1.0000
Use Multiplier & Dilution Factor with ISTDs

Signal 1: DAD1 A, Sig=210,4 Ref=360,5

Peak #	RetTime [min]	Type	Width [min]	Area [mAU*s]	Area %	Name
1	2.927	BB	0.0700	12.96778	0.1531	?
2	4.397	BB	0.0937	11.54346	0.1363	?
3	5.969	BB	0.1066	10.08672	0.1191	?
4	7.516	BB	0.1343	8305.71875	98.0463	9,11-Dehydro Ethynyl Estradiol
5	8.491	BB	0.1475	130.90024	1.5452	?

Totals : 8471.21695

=====

*** End of Report ***