

Name:	21-Dehydro Flunisolide Hydrate
Lot#:	GR-14-291
Test Date:	06/04/2020 (re-test date: 06/04/2025)
CAS No.:	1188271-69-3
MF:	C ₂₄ H ₃₁ FO ₇ , C ₂₄ H ₂₉ FO ₆ , (anhydro form)
MW:	450.50, 432.48 (anhydro form)
Appearance:	Yellow Solid
Purity:	99.7% by HPLC
¹H-NMR:	Conforms (NMR in DMSO-D6 shows the hydrate form only)
MS-ESI (+)	Conforms (shows peaks at m/z = 433.20 [M _{anhydro} +H] ⁺ , 451.21 [M+H ₂ O+H] ⁺ , [M+MeOH+H] ⁺ shows aldehyde and hydrate forms)
Storage	Store at 0-8°C in a dry place away from direct sunlight

Approved by:

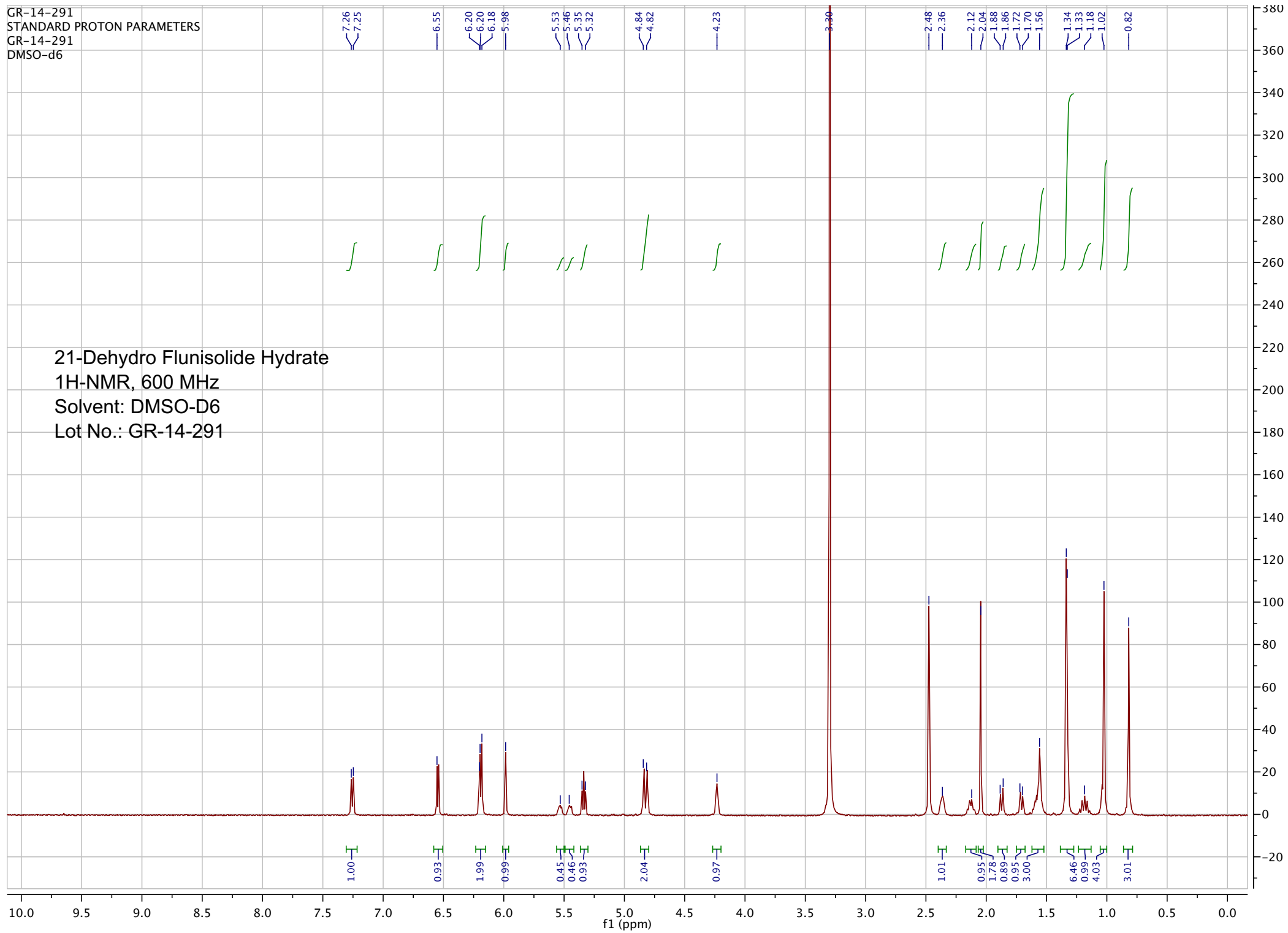
Date: 07/22/2020



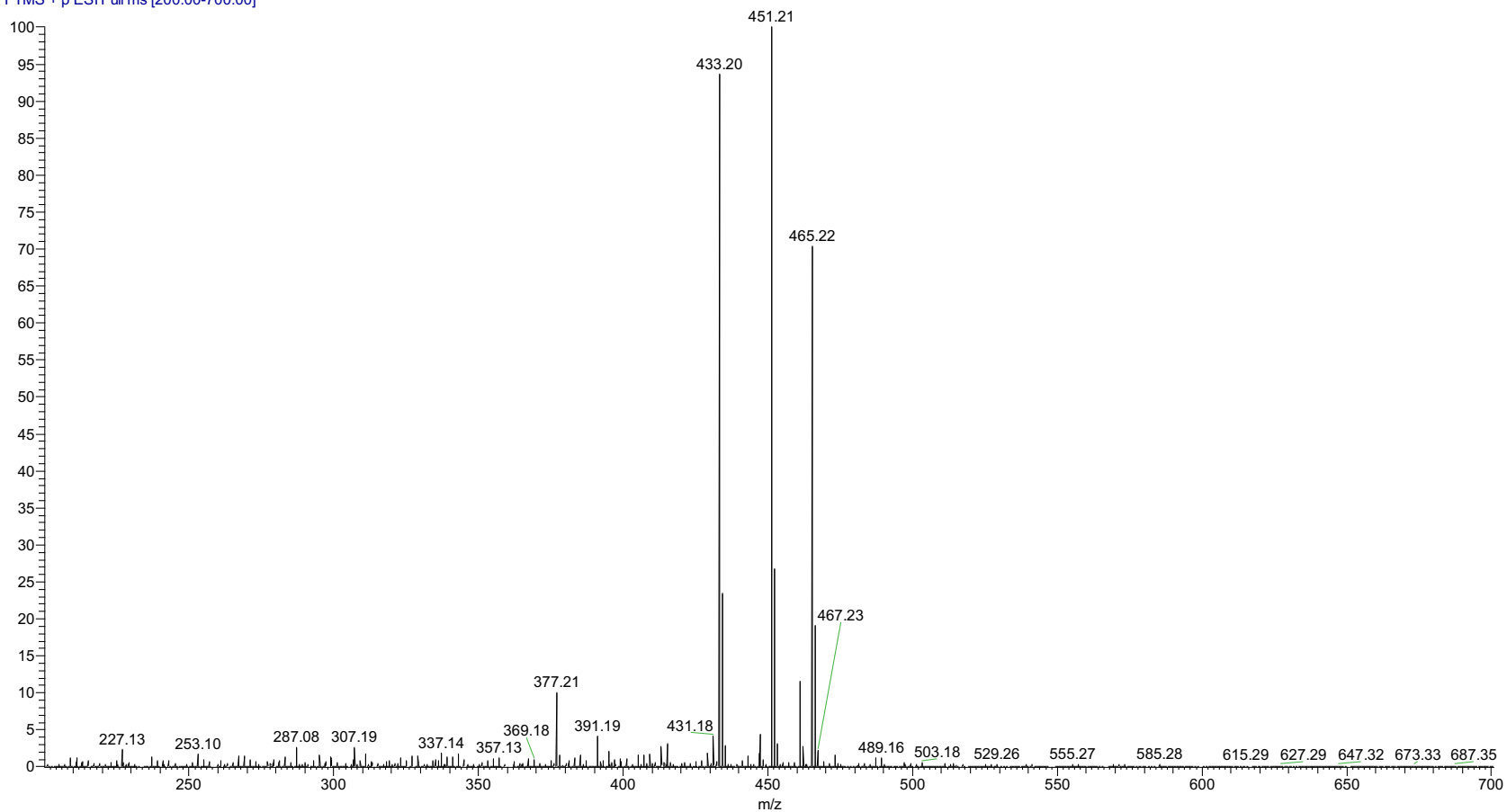
Viorica Rusu, QC/QA Manager

GR-14-291
STANDARD PROTON PARAMETERS
GR-14-291
DMSO-d6

21-Dehydro Flunisolid Hydroate
1H-NMR, 600 MHz
Solvent: DMSO-D6
Lot No.: GR-14-291

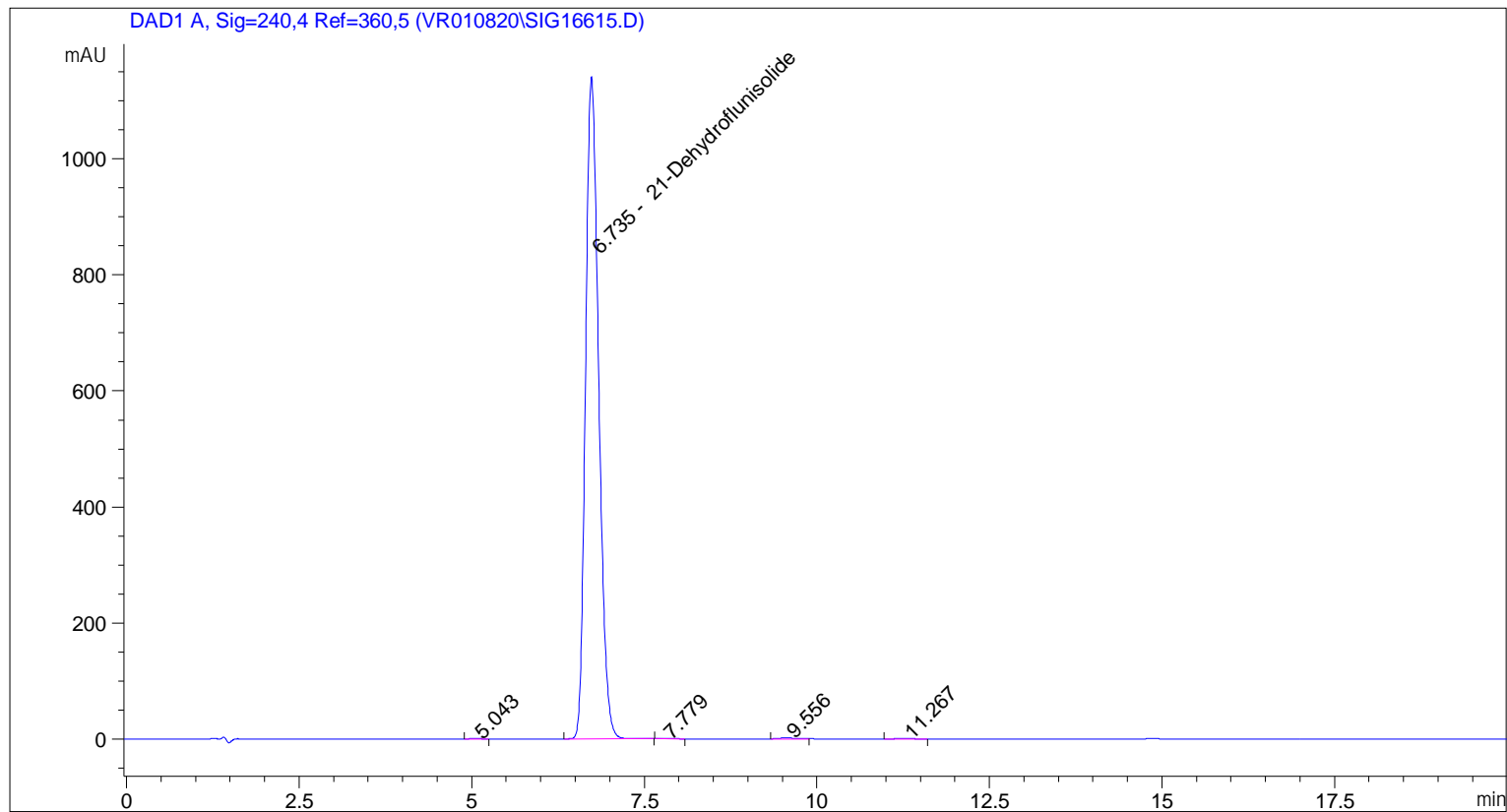


pp_2020_015_GR14291_001 #217-220 RT: 1.57-1.59 AV: 4 NL: 2.f
T: FTMS + p ESI Full ms [200.00-700.00]



ESI-MS spectrum for sample GR-14-291. Shows monoisotopic $[M+H]^+$ mass.

=====
Acq. Operator : vrusu
Acq. Instrument : Instrument 1 Location : Vial 10
Injection Date : 6/4/2020 10:08:24 AM Inj Volume : 15.0 µl
Acq. Method : C:\CHEM32\1\METHODS\VR060420_291.M
Last changed : 6/4/2020 10:07:01 AM by vrusu
Analysis Method : C:\CHEM32\1\METHODS\VR060520_291PM.M
Last changed : 6/5/2020 7:38:45 AM by vrusu



=====
Area Percent Report
=====

Sorted By : Signal
Calib. Data Modified : 6/5/2020 7:38:17 AM
Multiplier: : 1.0000
Dilution: : 1.0000
Use Multiplier & Dilution Factor with ISTDs

Signal 1: DAD1 A, Sig=240,4 Ref=360,5

Peak #	RetTime [min]	Type	Width [min]	Area [mAU*s]	Area %	Name
1	5.043	BB	0.1181	4.75674	0.0313	?
2	6.735	BB	0.2069	1.51588e4	99.7438	21-Dehydroflunisolide
3	7.779	BB	0.1600	3.34034	0.0220	?
4	9.556	BV	0.2134	23.88988	0.1572	?
5	11.267	BB	0.1790	6.95276	0.0457	?

Totals : 1.51977e4

=====

*** End of Report ***