

<b>Name:</b>	<b>Bictegrovir-D4</b>
<b>Lot#:</b>	GR-17-067
<b>Test Date:</b>	02/15/2022 (re-test date: 02/15/2027)
<b>CAS No.:</b>	1611493-60-7 (unlabelled)
<b>MF:</b>	C <sub>21</sub> H <sub>14</sub> D <sub>4</sub> F <sub>3</sub> N <sub>3</sub> O <sub>5</sub>
<b>MW:</b>	453.40
<b>Appearance:</b>	White solid
<b>Purity:</b>	97.2% by HPLC (average of two sample preparations); >98% atom D
<b><sup>1</sup>H-NMR:</b>	Conforms
<b>MS-ESI (+)</b>	Conforms (shows peak at m/z = 454.14 [M+H] <sup>+</sup> )
<b>Storage</b>	Store at -18°C in a dry place away from direct sunlight

Approved by:

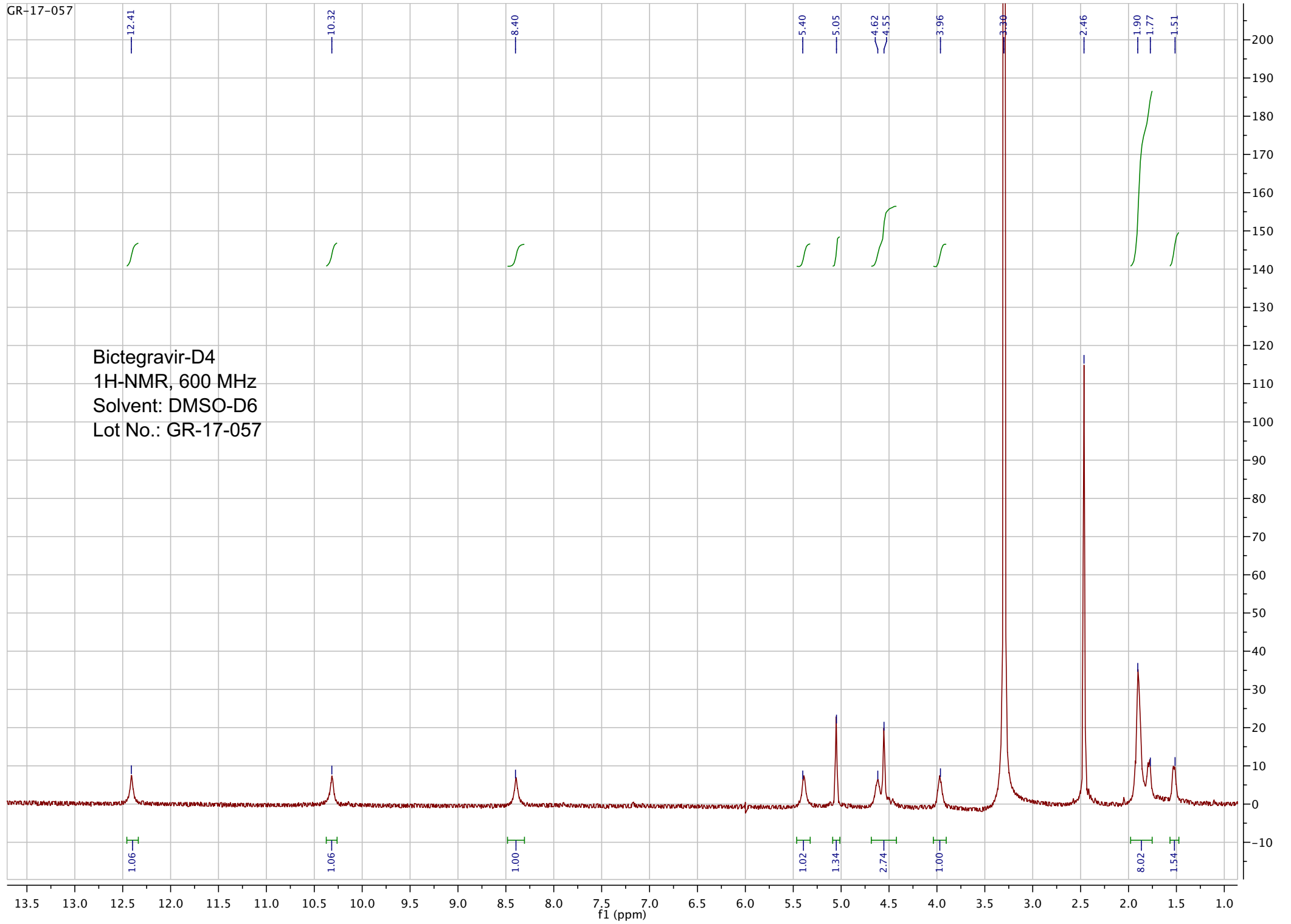
Date: 03/14/2022

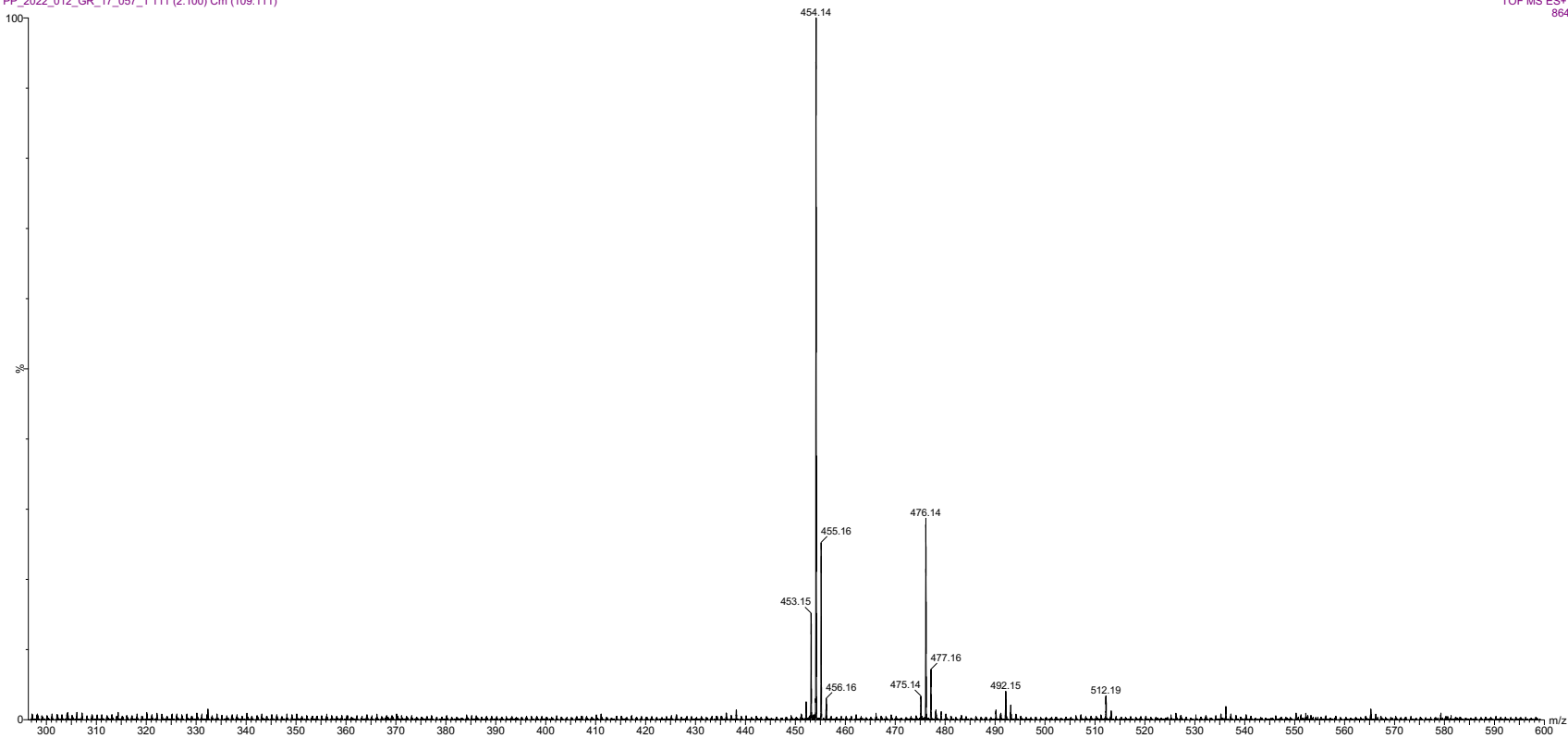


Viorica Rusu, QC/QA Manager

GR-17-057

Bictegravir-D4  
1H-NMR, 600 MHz  
Solvent: DMSO-D6  
Lot No.: GR-17-057

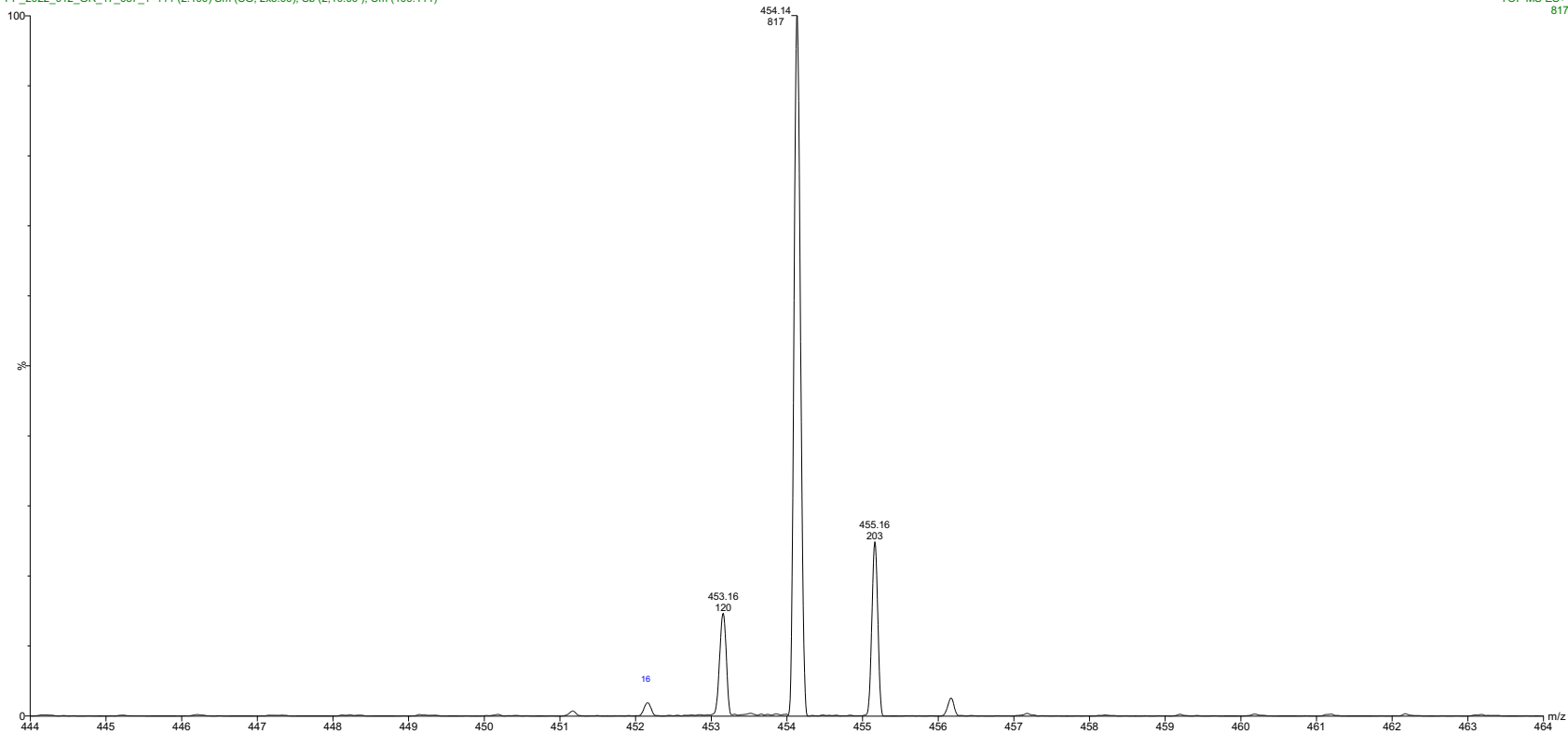




ESI-MS spectrum for sample GR-17-057. Shows monoisotopic [M+H]<sup>+</sup> mass.

PP\_2022\_012\_GR\_17\_057\_1 111 (2.100) Sm (SG, 2x5.00); Sb (2,10.00); Cm (109:111)

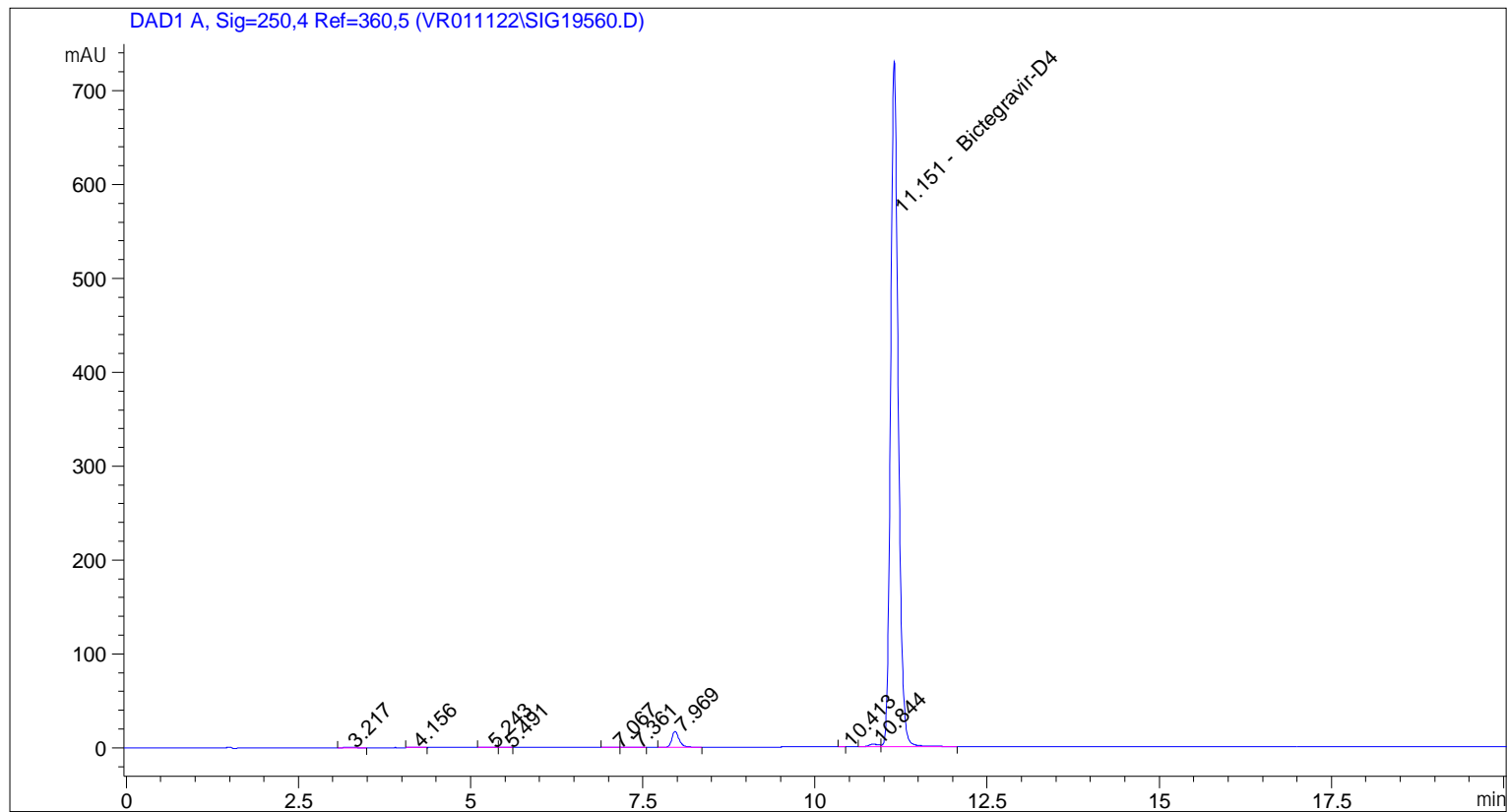
TOF MS ES+  
817



Expansion of above showing intensity labels.

```

=====
Acq. Operator   : vrusu
Acq. Instrument : Instrument 1                Location : Vial 26
Injection Date  : 2/15/2022 2:41:01 PM
                                           Inj Volume : 5.0 µl
Acq. Method     : C:\CHEM32\1\METHODS\VR021522_057.M
Last changed    : 2/15/2022 2:40:08 PM by vrusu
Analysis Method : C:\CHEM32\1\METHODS\VR021522_057PM.M
Last changed    : 2/15/2022 3:44:25 PM by vrusu
  
```



=====  
 Area Percent Report  
 =====

```

Sorted By           :      Signal
Calib. Data Modified :      2/15/2022 3:25:53 PM
Multiplier:         :      1.0000
Dilution:           :      1.0000
Use Multiplier & Dilution Factor with ISTDs
  
```

Signal 1: DAD1 A, Sig=250,4 Ref=360,5

Peak #	RetTime [min]	Type	Width [min]	Area [mAU*s]	Area %	Name
1	3.217	BB	0.1050	5.24731	0.0908	?
2	4.156	BB	0.0990	3.68576	0.0637	?
3	5.243	BV	0.1039	1.02321	0.0177	?
4	5.491	VB	0.0940	6.58836e-1	0.0114	?
5	7.067	BV	0.0966	1.32678	0.0229	?
6	7.361	VB	0.1528	2.71765	0.0470	?
7	7.969	BB	0.1105	122.49229	2.1185	?
8	10.413	BB	0.0546	1.29337e-1	2.237e-3	?

Sample Name: GR-17-057

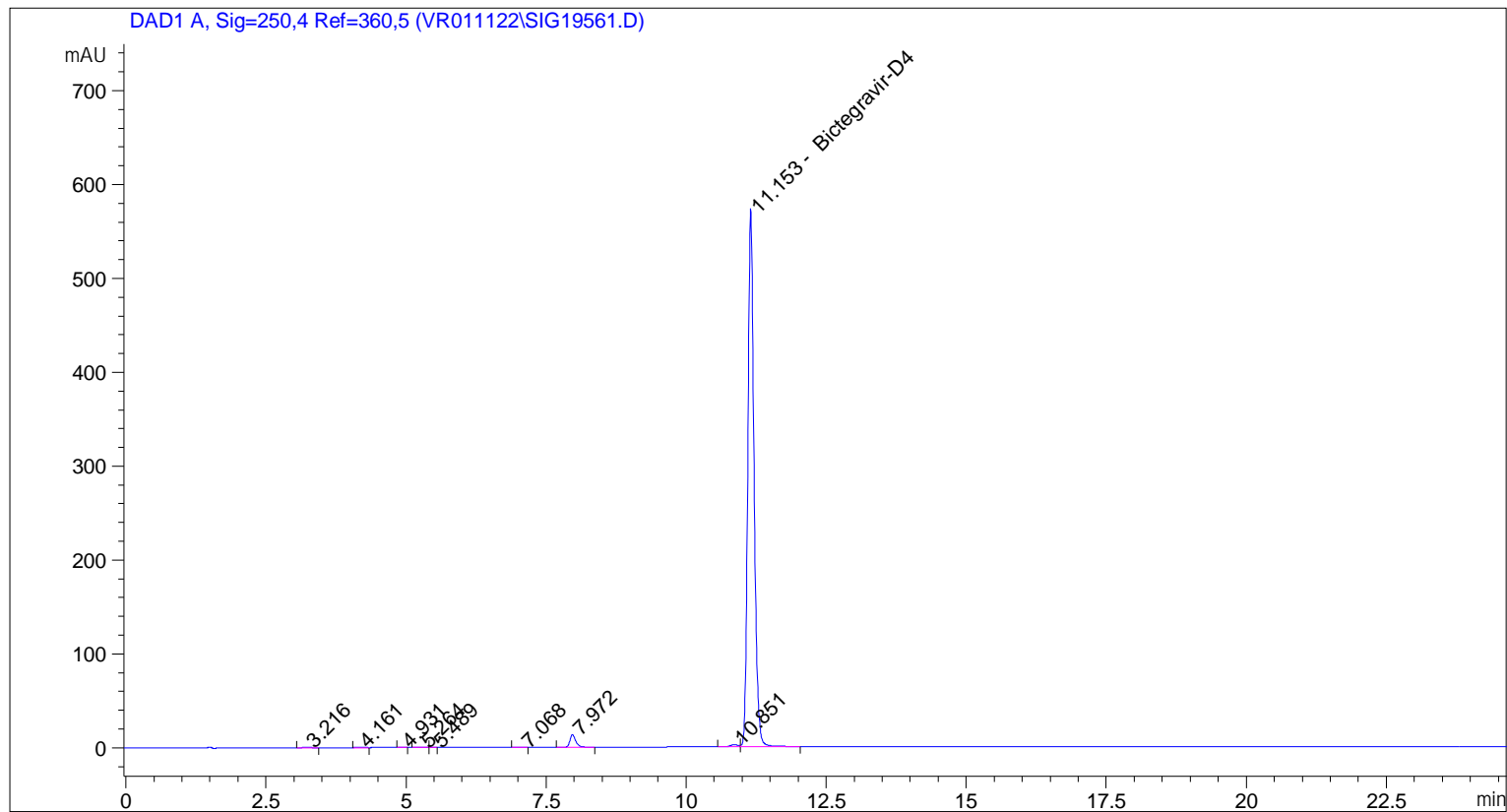
Peak #	RetTime [min]	Type	Width [min]	Area [mAU*s]	Area %	Name
9	10.844	BV	0.1358	24.72330	0.4276	?
10	11.151	VB	0.1157	5620.05127	97.1982	Bictegravir-D4

Totals : 5782.05574

=====  
\*\*\* End of Report \*\*\*

```

=====
Acq. Operator   : vrusu
Acq. Instrument : Instrument 1                Location : Vial 27
Injection Date  : 2/15/2022 3:06:56 PM
                                           Inj Volume : 5.0 µl
Acq. Method     : C:\CHEM32\1\METHODS\VR021522_057.M
Last changed    : 2/15/2022 3:06:06 PM by vrusu
Analysis Method : C:\CHEM32\1\METHODS\VR021522_057PM.M
Last changed    : 2/15/2022 3:44:25 PM by vrusu
  
```



=====  
 Area Percent Report  
 =====

```

Sorted By           :      Signal
Calib. Data Modified :      2/15/2022 3:25:53 PM
Multiplier:         :      1.0000
Dilution:           :      1.0000
Use Multiplier & Dilution Factor with ISTDs
  
```

Signal 1: DAD1 A, Sig=250,4 Ref=360,5

Peak #	RetTime [min]	Type	Width [min]	Area [mAU*s]	Area %	Name
1	3.216	BB	0.1024	4.07925	0.0897	?
2	4.161	BB	0.0980	3.02217	0.0665	?
3	4.931	BB	0.0845	4.01497e-1	8.829e-3	?
4	5.264	BB	0.0931	8.98767e-1	0.0198	?
5	5.489	BB	0.0790	3.57517e-1	7.862e-3	?
6	7.068	BB	0.1020	9.63052e-1	0.0212	?
7	7.972	BB	0.1114	96.49661	2.1219	?
8	10.851	BV	0.1375	20.20693	0.4443	?

Sample Name: GR-17-057 spl-2

Peak #	RetTime [min]	Type	Width [min]	Area [mAU*s]	Area %	Name
9	11.153	VB	0.1160	4421.19043	97.2200	Bictegravir-D4

Totals : 4547.61623

=====  
\*\*\* End of Report \*\*\*