

<b>Name:</b>	<b>Bupropion-D9 Hydrochloride</b>
<b>Lot#:</b>	GR-17-013
<b>Test Date:</b>	02/08/2022 (re-test date: 02/08/2027)
<b>CAS No.:</b>	1189724-26-5
<b>MF:</b>	C <sub>13</sub> H <sub>10</sub> D <sub>9</sub> Cl <sub>2</sub> NO
<b>MW:</b>	285.26
<b>Appearance:</b>	White solid
<b>Purity:</b>	99.6% by HPLC (average of two sample preparations)
<b><sup>1</sup>H-NMR:</b>	Conforms
<b>MS-ESI (+)</b>	Conforms (shows peak at m/z = 249.16, 251.16 [M <sub>(free base)</sub> +H] <sup>+</sup> , shows expected isotope pattern for mono-chloro compound)
<b>Storage</b>	Store at 0-8°C in a dry place away from direct sunlight

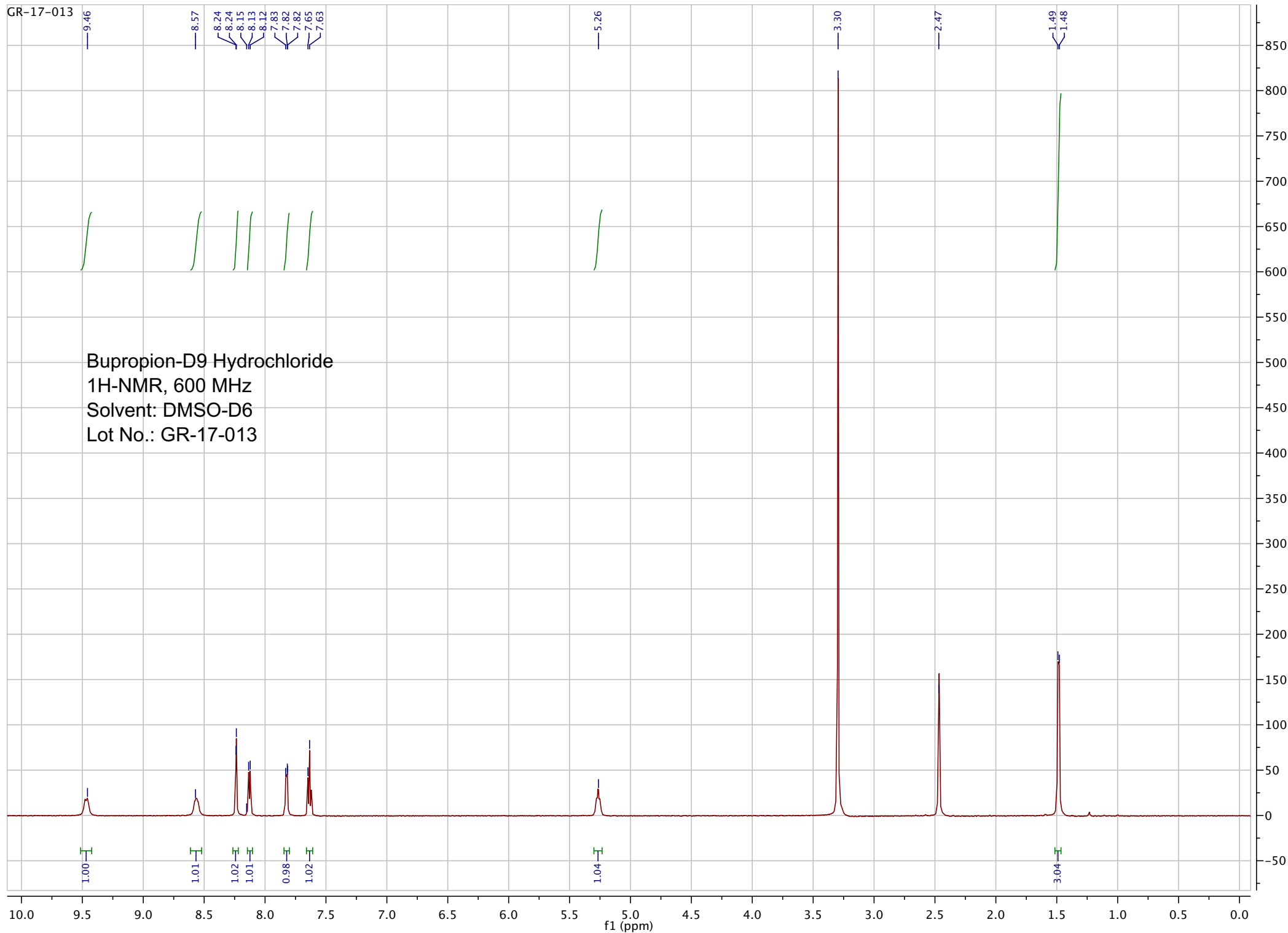
Approved by:

Date: 02/08/2022



Viorica Rusu, QC/QA Manager

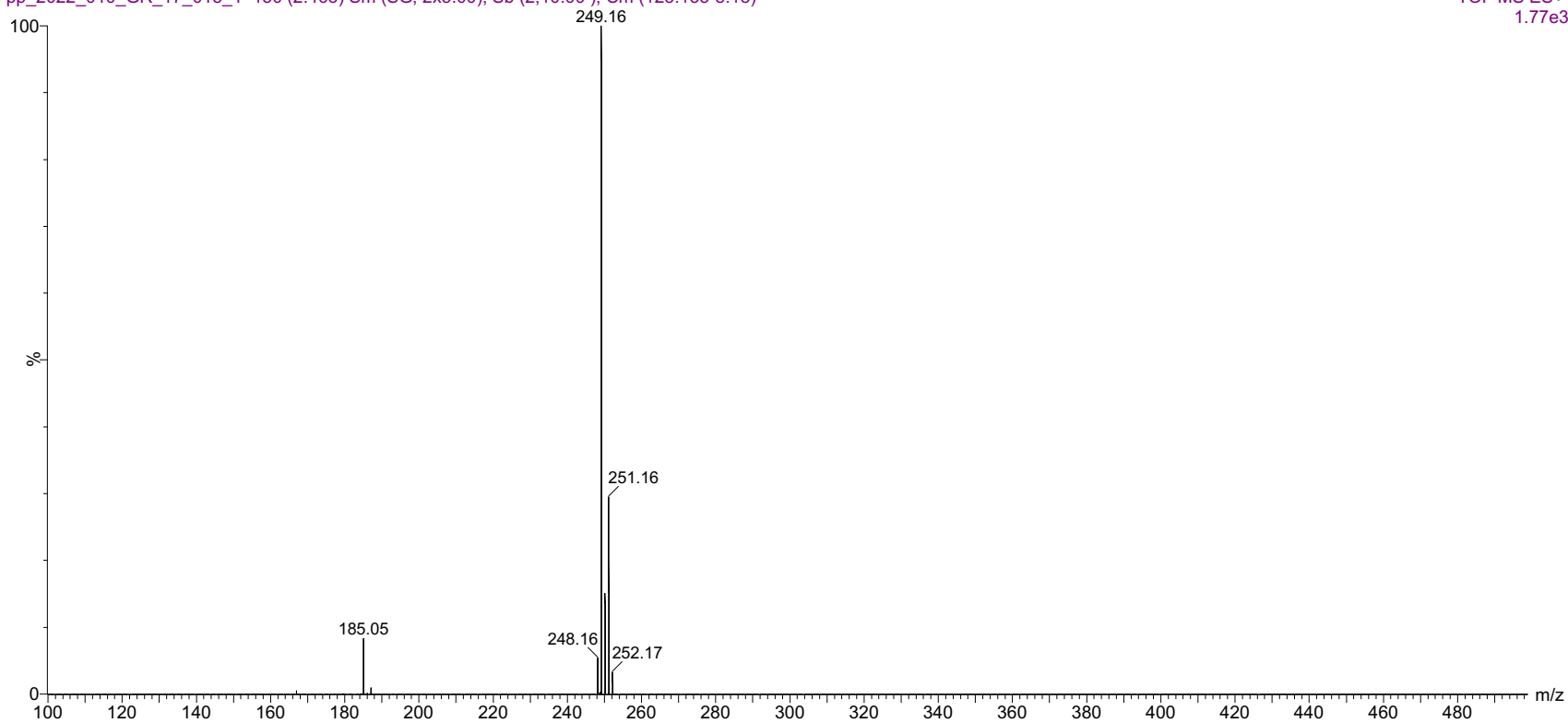
GR-17-013



04-Feb-2022, 16:48:00

TOF MS ES+  
1.77e3

pp\_2022\_010\_GR\_17\_013\_1 130 (2.463) Sm (SG, 2x5.00); Sb (2,10.00 ); Cm (123:133-8:18)

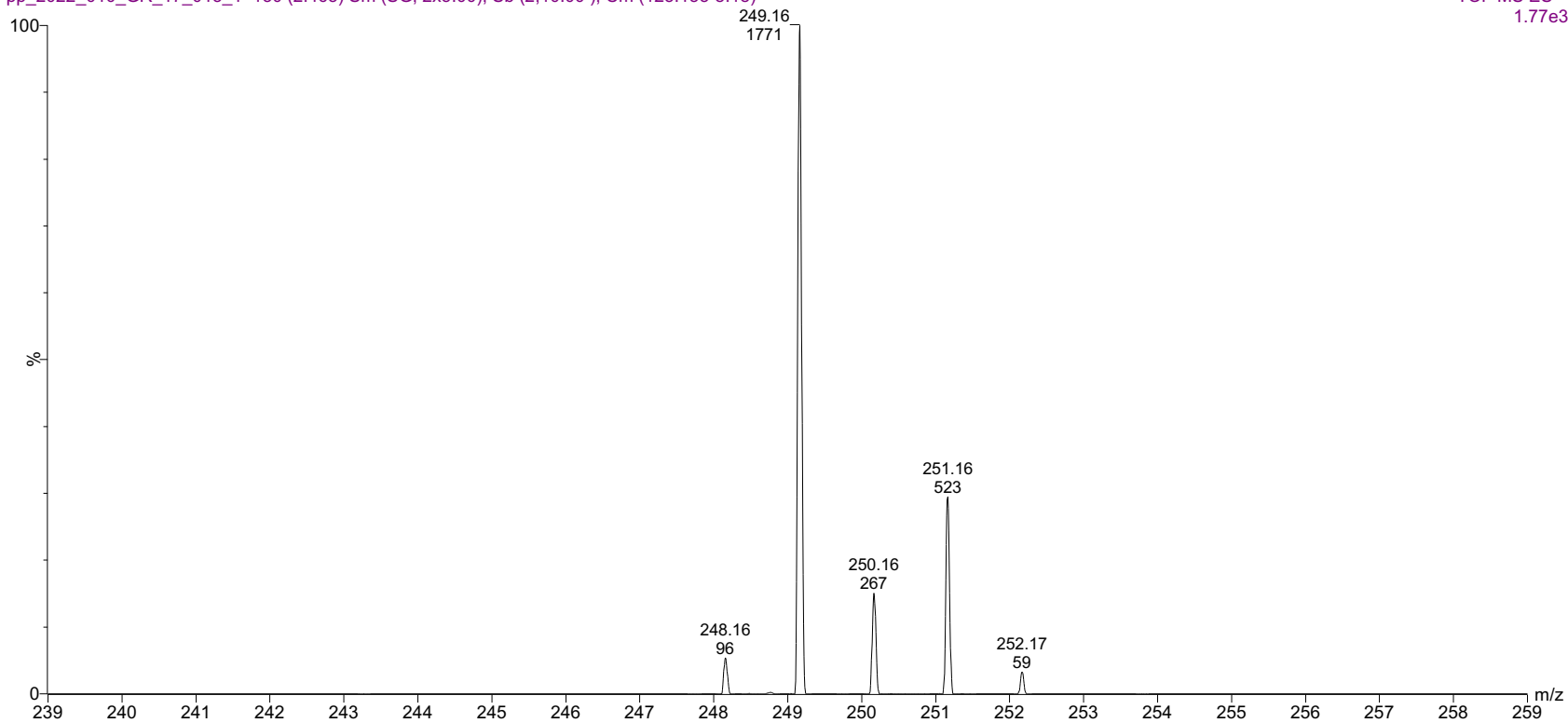


ESI-MS spectrum for sample GR-17-0.13. Shows monoisotopic [M+H]<sup>+</sup> mass.

04-Feb-2022, 16:48:00

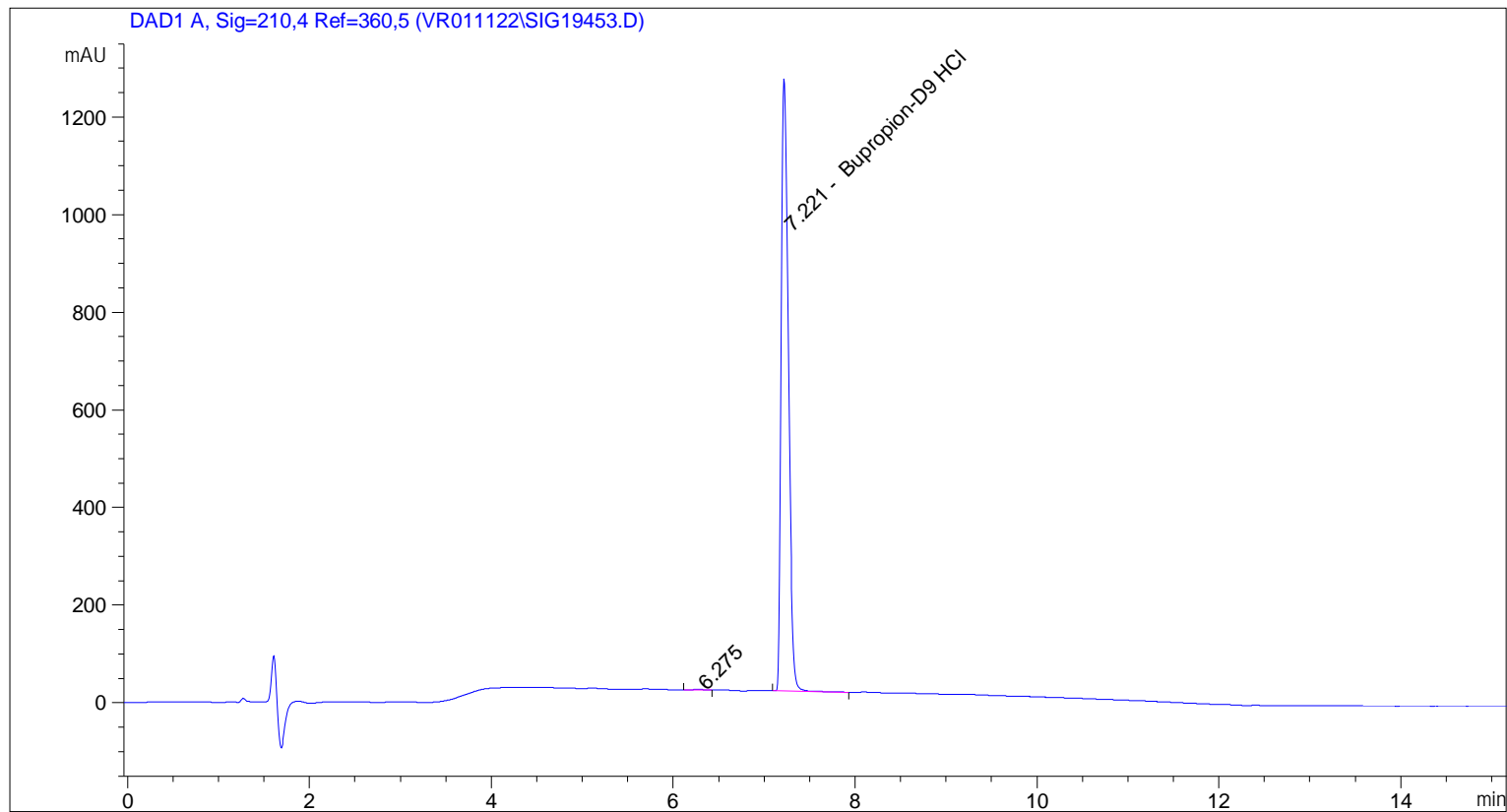
TOF MS ES+  
1.77e3

pp\_2022\_010\_GR\_17\_013\_1 130 (2.463) Sm (SG, 2x5.00); Sb (2,10.00); Cm (123:133-8:18)



Expansion of above showing intensity labels.

=====  
Acq. Operator : vrusu  
Acq. Instrument : Instrument 1 Location : Vial 79  
Injection Date : 2/8/2022 7:55:37 AM Inj Volume : 5.0 µl  
Acq. Method : C:\CHEM32\1\METHODS\VR020822\_013.M  
Last changed : 2/8/2022 7:54:44 AM by vrusu  
Analysis Method : C:\CHEM32\1\METHODS\VR020822\_013PM.M  
Last changed : 2/8/2022 10:03:15 AM by vrusu



=====  
Area Percent Report  
=====

Sorted By : Signal  
Calib. Data Modified : 2/8/2022 10:03:08 AM  
Multiplier: : 1.0000  
Dilution: : 1.0000  
Use Multiplier & Dilution Factor with ISTDs

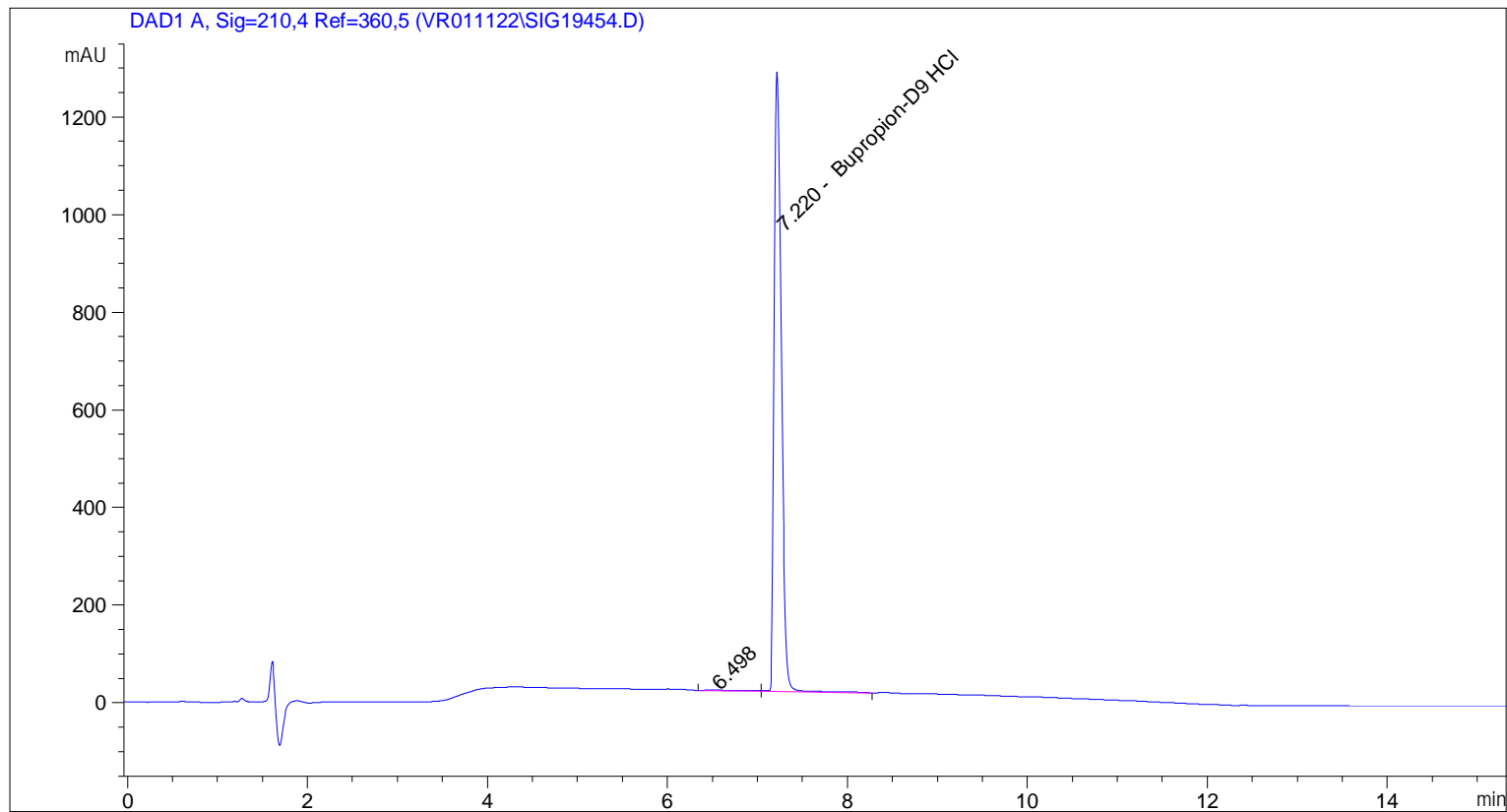
Signal 1: DAD1 A, Sig=210,4 Ref=360,5

Peak #	RetTime [min]	Type	Width [min]	Area [mAU*s]	Area %	Name
1	6.275	BB	0.1500	12.15544	0.1785	?
2	7.221	BB	0.0856	6798.79688	99.8215	Bupropion-D9 HCl

Totals : 6810.95231

=====  
\*\*\* End of Report \*\*\*

=====  
Acq. Operator : vrusu  
Acq. Instrument : Instrument 1 Location : Vial 80  
Injection Date : 2/8/2022 8:15:53 AM Inj Volume : 5.0 µl  
Acq. Method : C:\CHEM32\1\METHODS\VR020822\_013.M  
Last changed : 2/8/2022 8:15:02 AM by vrusu  
Analysis Method : C:\CHEM32\1\METHODS\VR020822\_013PM.M  
Last changed : 2/8/2022 10:03:15 AM by vrusu



=====  
Area Percent Report  
=====

Sorted By : Signal  
Calib. Data Modified : 2/8/2022 10:03:08 AM  
Multiplier: : 1.0000  
Dilution: : 1.0000  
Use Multiplier & Dilution Factor with ISTDs

Signal 1: DAD1 A, Sig=210,4 Ref=360,5

Peak #	RetTime [min]	Type	Width [min]	Area [mAU*s]	Area %	Name
1	6.498	BV	0.3035	44.98855	0.6410	?
2	7.220	VB	0.0859	6973.59766	99.3590	Bupropion-D9 HCl

Totals : 7018.58621

=====  
\*\*\* End of Report \*\*\*