

<b>Name:</b>	<b>34-Hydroxy Sirolimus</b>
<b>Lot#:</b>	GR-15-191
<b>Test Date:</b>	02/10/2023 (re-test date: 02/10/2025)
<b>CAS No.:</b>	185107-79-3
<b>MF:</b>	C <sub>51</sub> H <sub>81</sub> NO <sub>14</sub>
<b>MW:</b>	932.19
<b>Appearance:</b>	Off-white solid
<b>Purity:</b>	92.7% by HPLC (average of two sample preparations)
<b><sup>1</sup>H-NMR:</b>	Conforms (contains a trace of ACN)
<b>MS-MALDI (+)</b>	Conforms (shows peaks at m/z = 954.55 [M+Na] <sup>+</sup> and 970.51 [M+K] <sup>+</sup> )
<b>Storage</b>	Store at -18°C in a dry place away from direct sunlight

Approved by:

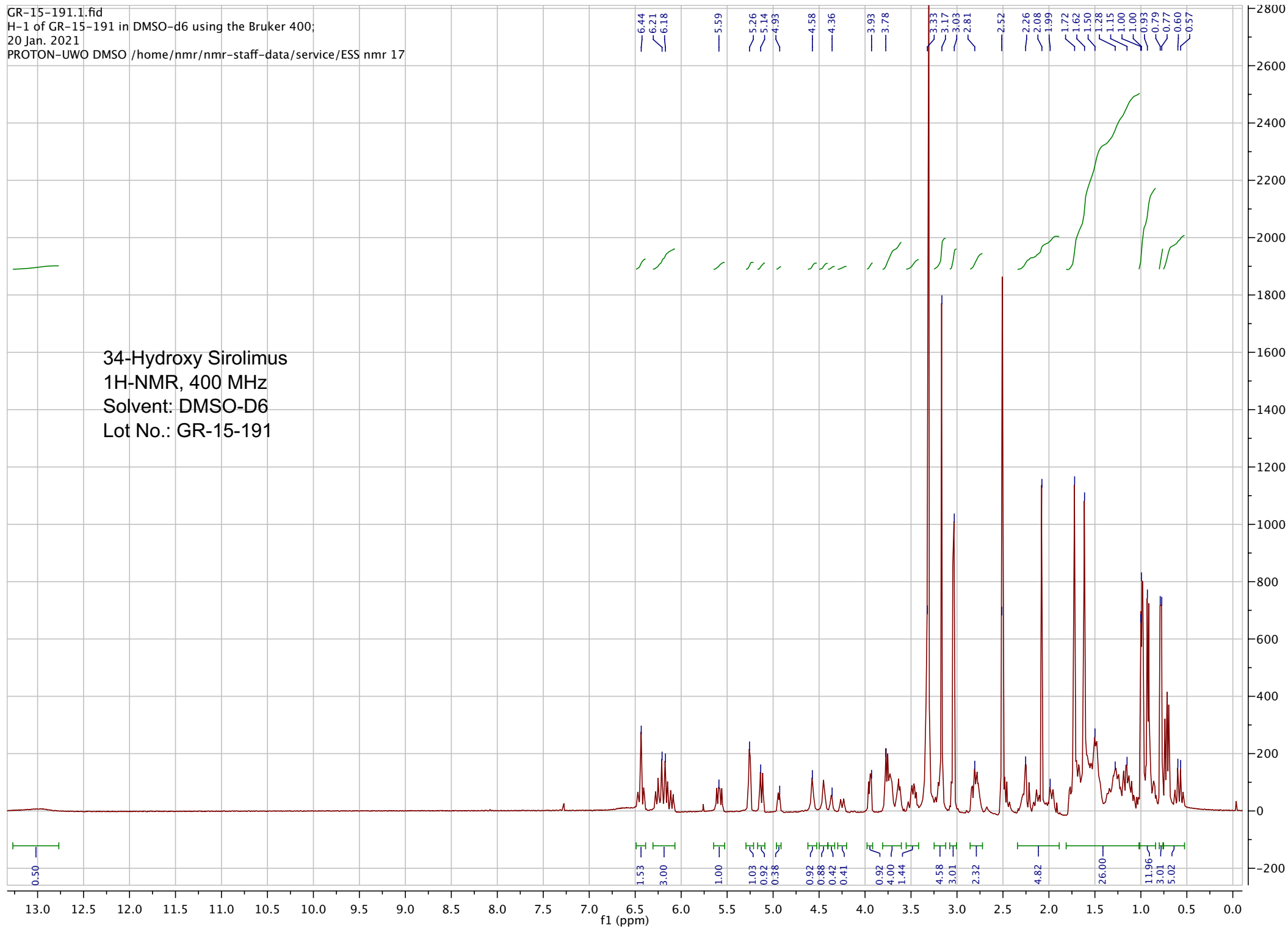
Date: 02/10/2023

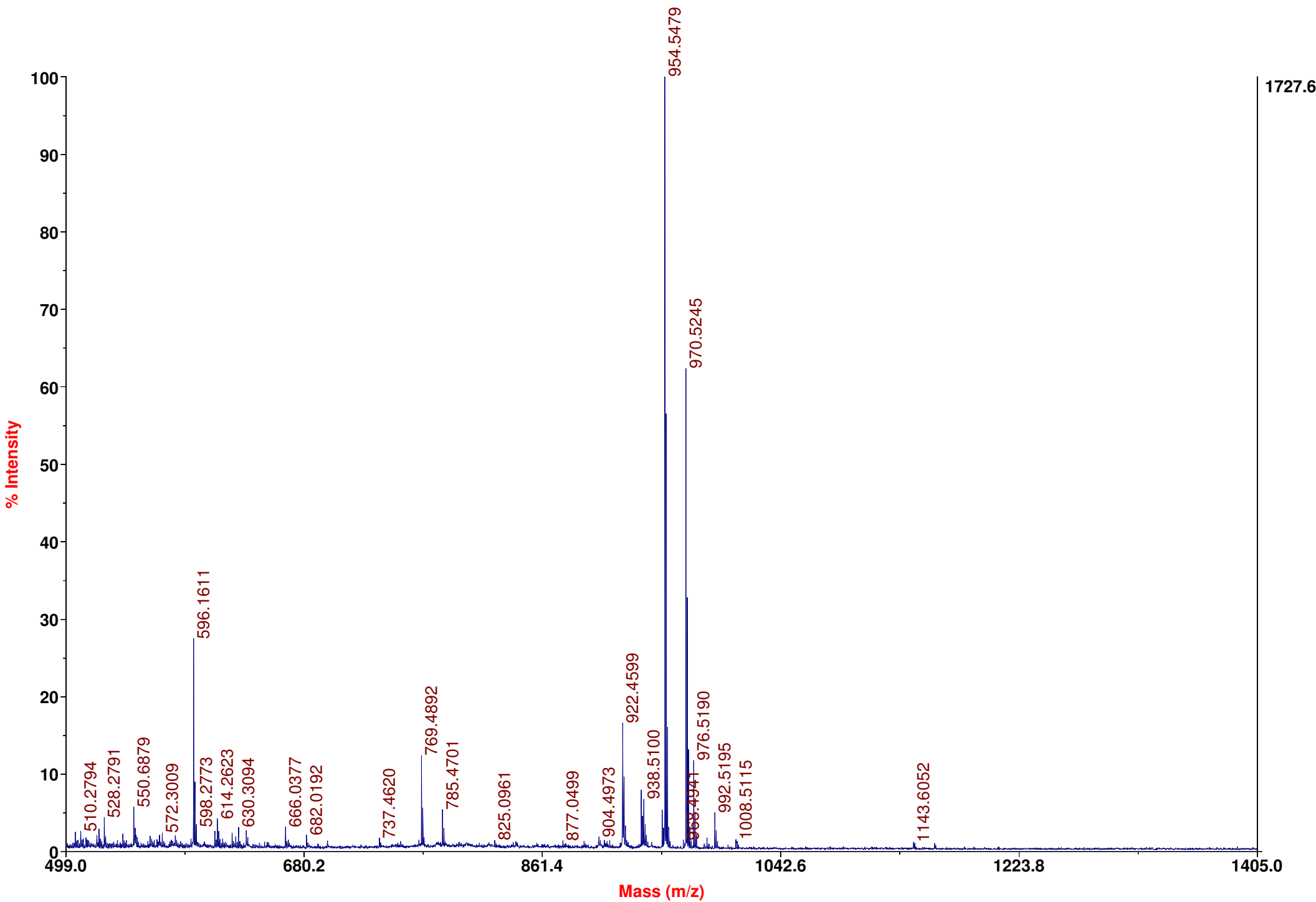


Viorica Rusu, QC/QA Manager

GR-15-191.1.fid  
H-1 of GR-15-191 in DMSO-d6 using the Bruker 400;  
20 Jan. 2021  
PROTON-UWO DMSO /home/nmr/nmr-staff-data/service/ESS nmr 17

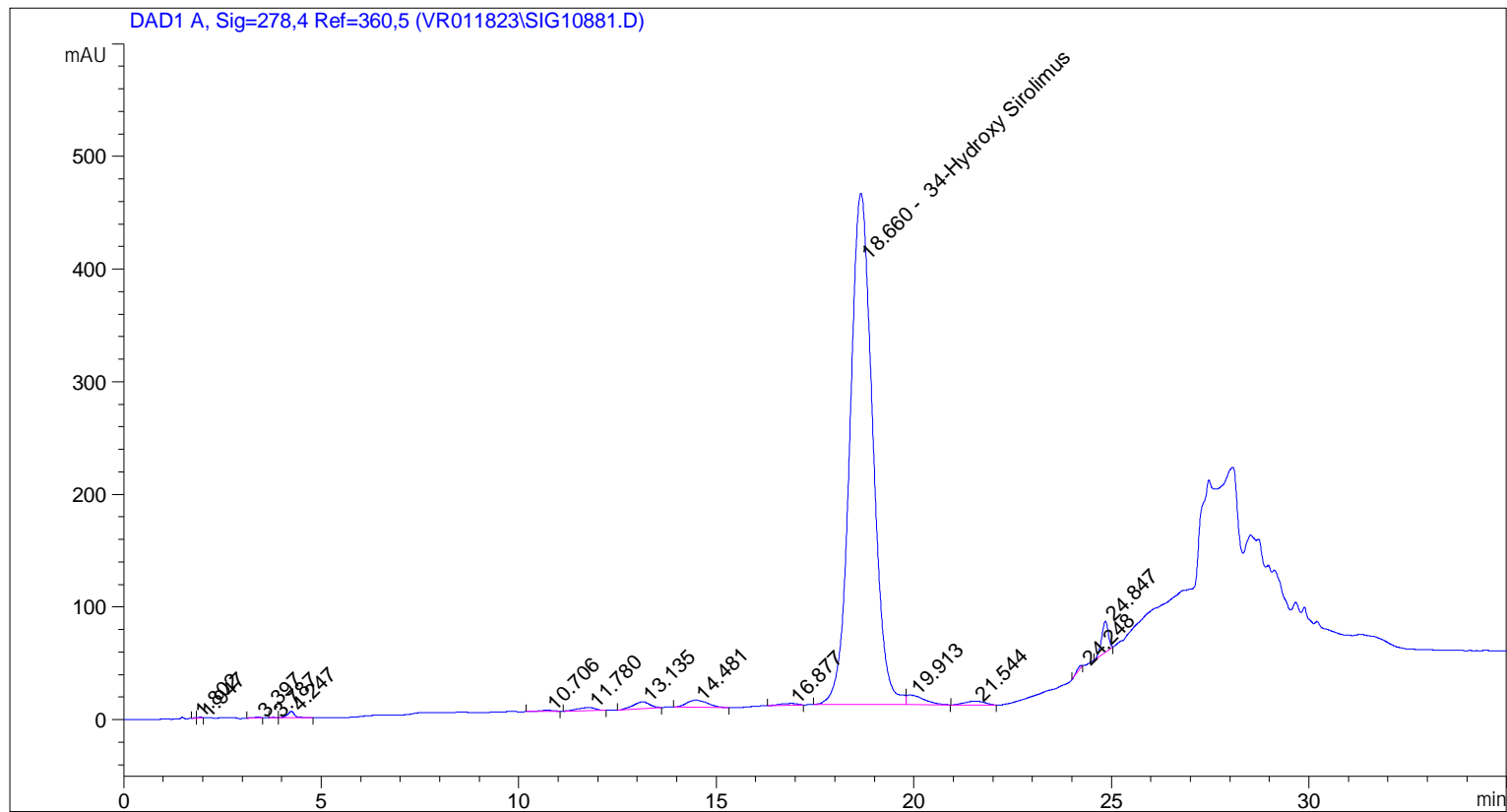
34-Hydroxy Sirolimus  
1H-NMR, 400 MHz  
Solvent: DMSO-D6  
Lot No.: GR-15-191





```

=====
Acq. Operator   : vrusu
Acq. Instrument : Instrument 1                Location : Vial 24
Injection Date  : 2/10/2023 11:24:13 AM
                                           Inj Volume : 20.0 µl
Acq. Method    : C:\CHEM32\1\METHODS\VR021023_191.M
Last changed   : 2/10/2023 11:23:00 AM by vrusu
Analysis Method : C:\CHEM32\1\METHODS\VR021023_191PM.M
Last changed   : 2/10/2023 12:14:13 PM by vrusu
  
```



=====  
 Area Percent Report  
 =====

```

Sorted By           :      Signal
Calib. Data Modified :      2/10/2023 12:13:23 PM
Multiplier:         :      1.0000
Dilution:           :      1.0000
Use Multiplier & Dilution Factor with ISTDs
  
```

Signal 1: DAD1 A, Sig=278,4 Ref=360,5

Peak #	RetTime [min]	Type	Width [min]	Area [mAU*s]	Area %	Name
1	1.802	BV	0.0610	2.76660	0.0142	?
2	1.947	VB	0.0951	4.18500	0.0214	?
3	3.397	BB	0.1383	5.98077	0.0306	?
4	3.787	BB	0.0944	1.87025	9.569e-3	?
5	4.247	BB	0.1784	70.98980	0.3632	?
6	10.706	BB	0.2715	22.85728	0.1169	?
7	11.780	BB	0.3903	85.72703	0.4386	?
8	13.135	BB	0.4162	180.15376	0.9218	?

Sample Name: GR-15-191 spl-2

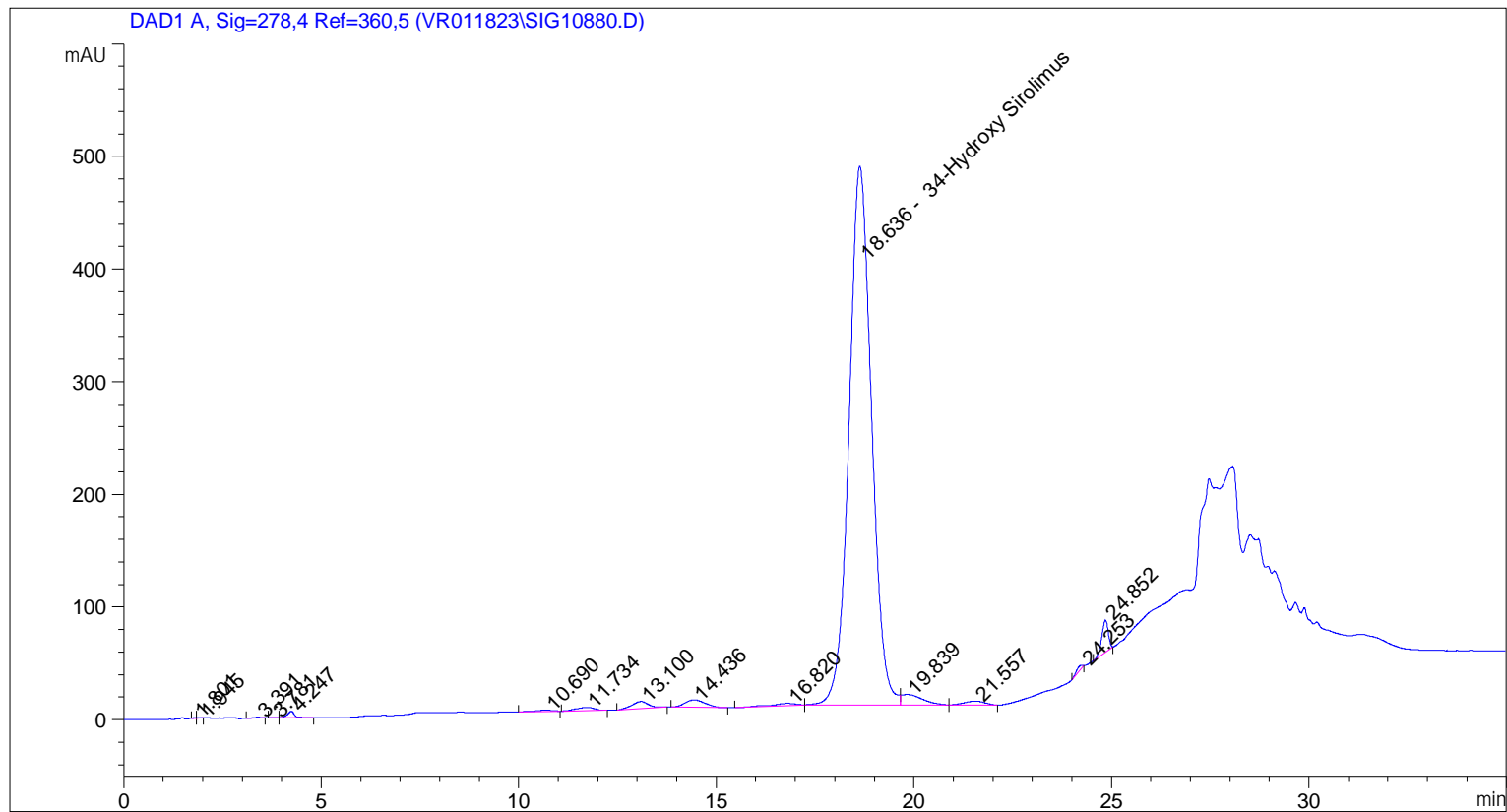
Peak #	RetTime [min]	Type	Width [min]	Area [mAU*s]	Area %	Name
9	14.481	BB	0.4632	238.37538	1.2197	?
10	16.877	BB	0.3711	47.35704	0.2423	?
11	18.660	BV	0.6307	1.81617e4	92.9245	34-Hydroxy Sirolimus
12	19.913	VB	0.4135	261.91925	1.3401	?
13	21.544	BB	0.4164	115.89480	0.5930	?
14	24.248	BB	0.3119	26.93882	0.1378	?
15	24.847	BB	0.1784	317.86670	1.6264	?

Totals : 1.95446e4

=====  
\*\*\* End of Report \*\*\*

```

=====
Acq. Operator   : vrusu
Acq. Instrument : Instrument 1                Location : Vial 23
Injection Date  : 2/10/2023 10:43:23 AM
                                           Inj Volume : 20.0 µl
Acq. Method    : C:\CHEM32\1\METHODS\VR021023_191.M
Last changed   : 2/10/2023 10:42:16 AM by vrusu
Analysis Method : C:\CHEM32\1\METHODS\VR021023_191PM.M
Last changed   : 2/10/2023 12:14:13 PM by vrusu
  
```



=====  
 Area Percent Report  
 =====

```

Sorted By      : Signal
Calib. Data Modified : 2/10/2023 12:13:23 PM
Multiplier:    : 1.0000
Dilution:     : 1.0000
Use Multiplier & Dilution Factor with ISTDs
  
```

Signal 1: DAD1 A, Sig=278,4 Ref=360,5

Peak #	RetTime [min]	Type	Width [min]	Area [mAU*s]	Area %	Name
1	1.801	BV	0.0613	3.02663	0.0148	?
2	1.945	VB	0.0983	4.05714	0.0198	?
3	3.391	BB	0.1377	6.49035	0.0317	?
4	3.781	BB	0.0988	2.07327	0.0101	?
5	4.247	BB	0.1795	72.67246	0.3554	?
6	10.690	BB	0.3472	31.15397	0.1524	?
7	11.734	BB	0.4031	91.79126	0.4489	?
8	13.100	BB	0.4170	193.76230	0.9476	?

Sample Name: GR-15-191

Peak #	RetTime [min]	Type	Width [min]	Area [mAU*s]	Area %	Name
9	14.436	BB	0.4908	241.10698	1.1791	?
10	16.820	BB	0.5229	80.29138	0.3927	?
11	18.636	BV	0.6052	1.89047e4	92.4539	34-Hydroxy Sirolimus
12	19.839	VB	0.4464	335.04666	1.6386	?
13	21.557	BB	0.4577	120.31577	0.5884	?
14	24.253	BB	0.2706	36.51686	0.1786	?
15	24.852	BB	0.1774	324.70715	1.5880	?

Totals : 2.04478e4

=====  
\*\*\* End of Report \*\*\*